

MAJOR CARRIER DIRECT FLIGHT SEATS PER WEEK - U.S. Virgin Islands
Year To Date, Monthly, Quarterly and Annual Averages
January 2019 to October 2020

Period	ST. THOMAS/ST. JOHN			ST. CROIX			U.S.V.I., TOTAL		
	2019	2020	Percent Change	2019	2020	Percent Change	2019	2020	Percent Change

YEAR TO DATE:

OCTOBER	9,798	10,067	2.7	2,532	2,332	-7.9	12,330	12,384	0.4
---------	-------	--------	-----	-------	-------	------	--------	--------	-----

MONTH:

January	11,814	16,566	40.2	3,102	4,560	47.0	14,916	21,126	41.6
February	12,115	16,566	36.7	3,102	3,660	18.0	15,217	20,226	32.9
March	12,115	16,566	36.7	3,102	3,660	18.0	15,217	20,226	32.9
April	10,590	6,684	-36.9	2,804	1,330	-52.6	13,394	7,865	-41.3
May	10,213	5,126	-49.8	2,804	1,330	-52.6	13,017	6,456	-50.4
June	10,935	6,308	-42.3	2,804	1,330	-52.6	13,739	7,638	-44.4
July	10,047	9,459	-5.9	2,805	1,331	-52.5	12,852	10,790	-16.0
August	10,047	9,459	-5.9	1,621	1,921	18.5	11,668	11,380	-2.5
September	5,054	7,277	44.0	1,588	1,588	0.0	6,642	8,865	33.5
October	5,054	6,662	31.8	1,588	2,606	64.1	6,642	9,268	39.5
November	8,381	-	-	2,624	-	-	11,005	-	-
December	15,966	-	-	4,560	-	-	20,526	-	-

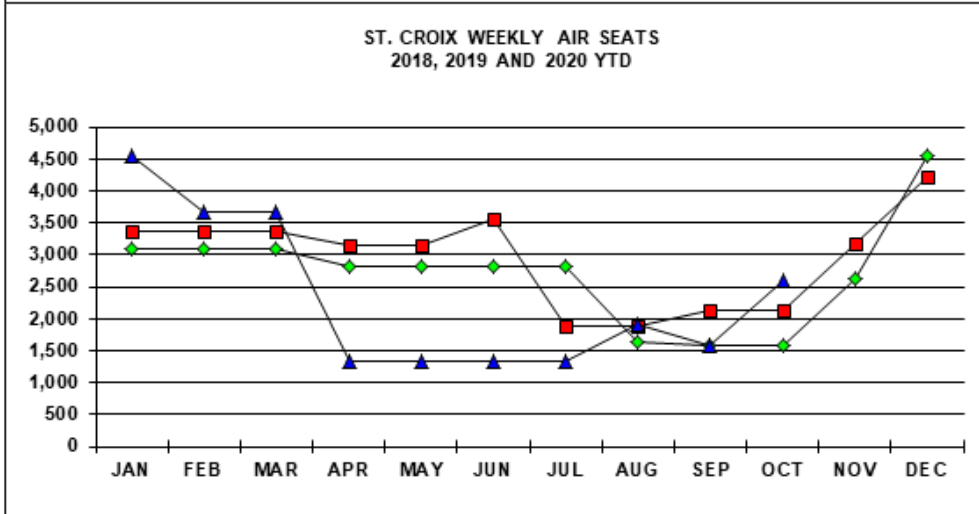
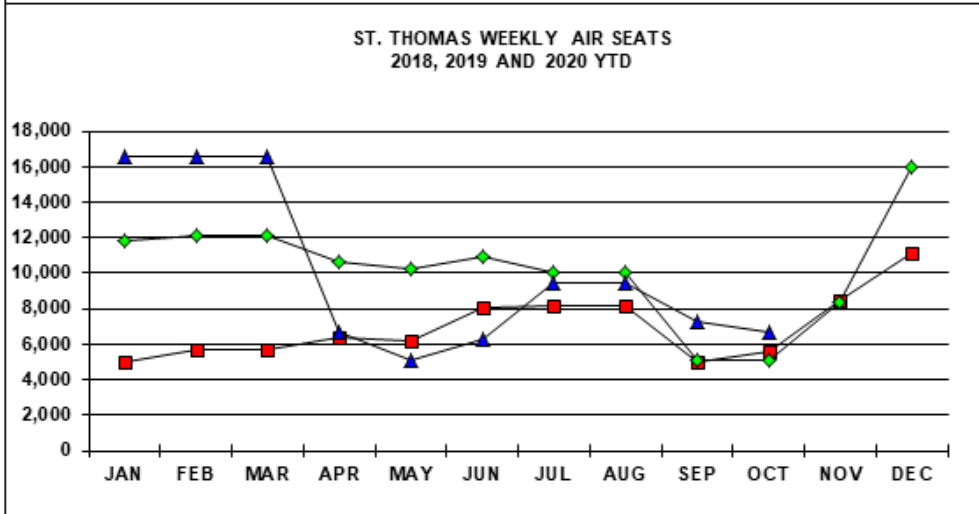
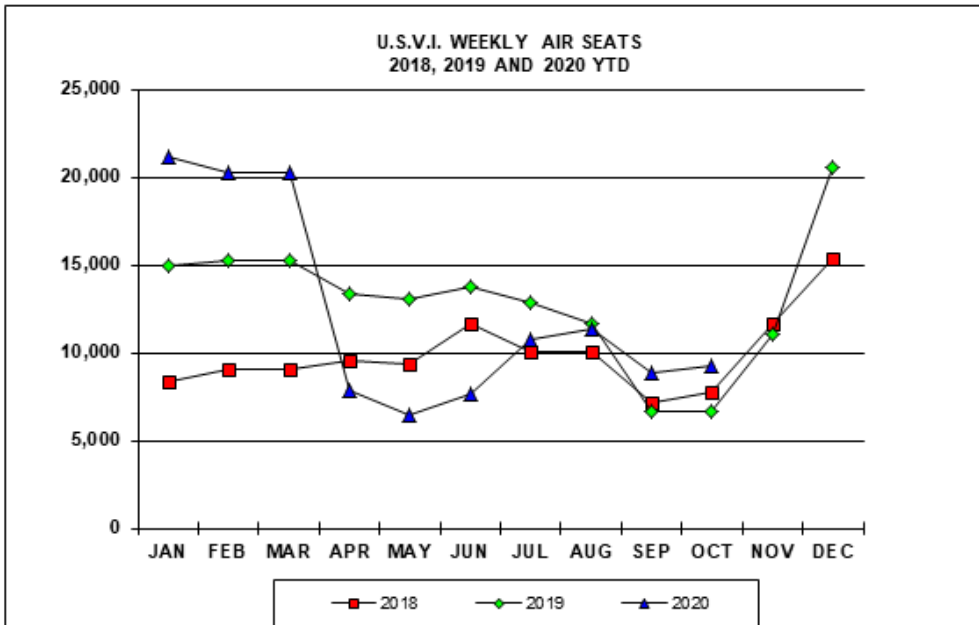
QUARTER:

First	12,010	16,570	38.0	3,100	3,960	27.7	15,120	20,530	35.8
Second	10,580	6,040	-42.9	2,800	1,330	-52.5	13,380	7,320	-45.3
Third	8,380	8,730	4.2	2,000	1,610	-19.5	10,390	10,350	-0.4
Fourth	9,800	-	-	2,920	-	-	12,720	-	-

ANNUAL AVE.	10,194	-	-	2,702	-	-	12,901	-	-
-------------	--------	---	---	-------	---	---	--------	---	---

Notes:

U.S.V.I. "Direct Flights Seats Per Week" are based on daily scheduled flights arriving from outside of the Caribbean during the first week of a given month. "Major Carriers" are defined as airlines with scheduled service originating from outside the Caribbean region, generally the continental U.S. Data subject to revision.



ST. CROIX MAJOR CARRIERS
 DIRECT FLIGHT ARRIVALS
 FOR THE WEEK OF OCTOBER 11-17, 2020

Airline	Flight Number	Originating Airport(s)	Stops	Plane Type	Seats Per Plane	Flights Per Week	Weekly Seats
American	493	MIA	0	A-319	128	7	896
American	1293	MIA	0	A-319	128	7	896
American	2003	CLT	0	A-319	128	1	128
American Subtotal						15	1,920
Delta	421	ATL	0	A-320	150	1	150
Delta Subtotal						1	150
Spirit	2500	FT. LAU	0	A-319	134	2	268
Spirit Subtotal						2	536
TOTAL						18	2,606

ST. THOMAS MAJOR CARRIERS
 DIRECT FLIGHT ARRIVALS
 FOR THE WEEK OF OCTOBER 11-17, 2020

Airline	Flight Number	Originating Airport(s)	Stops	Plane Type	Seats Per Plane	Flights Per Week	Weekly Seats
American	943	MIA	0	A-319	128	7	896
American	1195	CLT	0	A-321	181	7	1,267
American	1391	MIA	0	737	148	7	1,036
American	1461	MIA	0	A-319	128	7	896
Delta	465	JFK	0	757	183	1	183
Delta	1940	ATL	0	757	183	6	1,098
Spirit	201	FT.LAU	0	A-319	145	5	725
Spirit	284	MCU	0	A-319	145	3	435
United	1519	EWR	0	737-700	126	1	126
TOTAL						44	6,662
ALL MAJOR CARRIERS GRAND TOTAL							9,268