

MAJOR CARRIER DIRECT FLIGHT SEATS PER WEEK - U.S. Virgin Islands
Year To Date, Monthly, Quarterly and Annual Averages
January 2012 to December 2013

Period	ST. THOMAS/ST. JOHN			ST. CROIX			U.S.V.I., TOTAL		
	2012	2013	Percent Change	2012	2013	Percent Change	2012	2013	Percent Change

YEAR TO DATE:

DECEMBER	12,009	12,092	0.7	3,022	2,776	-8.2	15,031	14,868	-1.1
----------	--------	--------	-----	-------	-------	------	--------	--------	------

MONTH:

January	14,610	13,570	-7.1	3,470	2,886	-16.8	18,080	16,456	-9.0
February	14,610	13,570	-7.1	3,470	2,886	-16.8	18,080	16,456	-9.0
March	14,610	13,570	-7.1	4,338	2,886	-33.5	18,948	16,456	-13.2
April	14,610	13,540	-7.3	3,594	3,142	-12.6	18,204	16,682	-8.4
May	11,890	12,224	2.8	2,852	3,004	5.3	14,742	15,228	3.3
June	11,890	12,224	2.8	2,852	2,880	1.0	14,742	15,104	2.5
July	11,890	11,890	0.0	2,852	2,880	1.0	14,742	14,770	0.2
August	11,766	11,890	1.1	2,772	2,880	3.9	14,538	14,770	1.6
September	6,291	6,544	4.0	2,210	1,736	-21.4	8,501	8,280	-2.6
October	6,590	6,420	-2.6	2,210	1,736	-21.4	8,800	8,156	-7.3
November	12,032	14,030	16.6	2,762	2,762	0.0	14,794	16,792	13.5
December	13,322	15,632	17.3	2,886	3,630	25.8	16,208	19,262	18.8

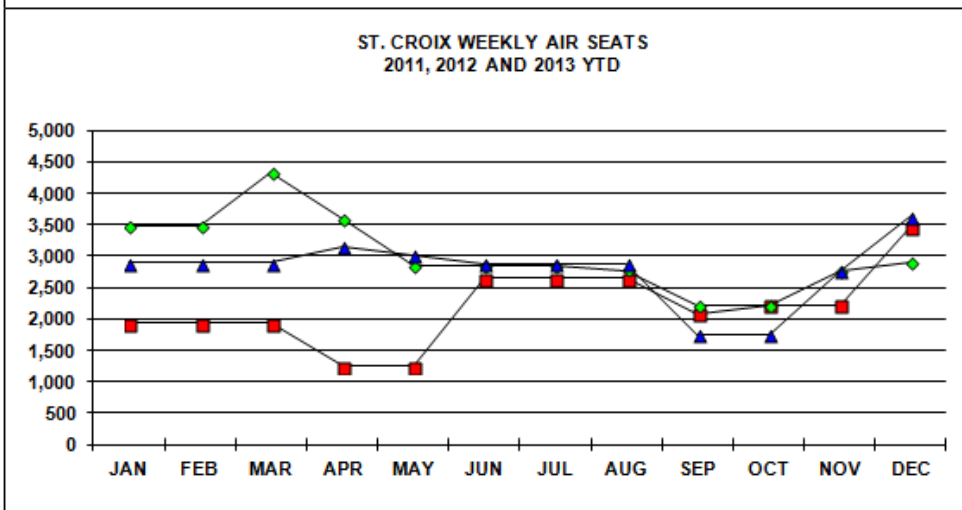
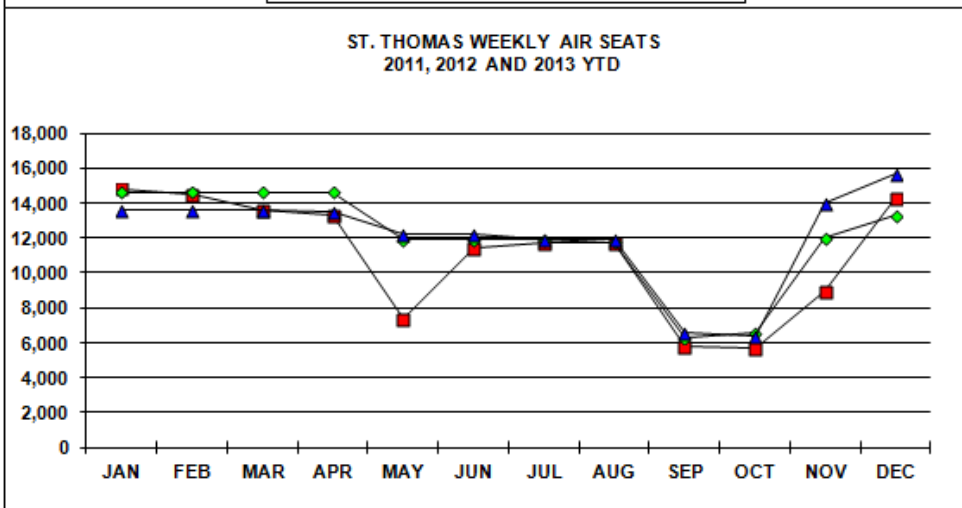
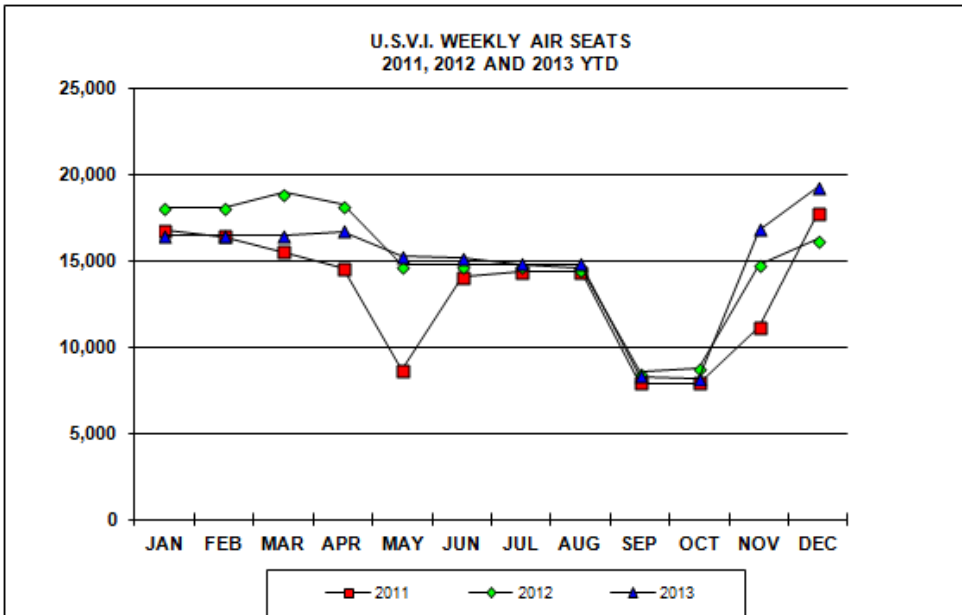
QUARTER:

First	14,610	13,570	-7.1	3,760	2,890	-23.1	18,370	16,460	-10.4
Second	12,800	12,660	-1.1	3,100	3,010	-2.9	15,900	15,670	-1.4
Third	9,980	10,110	1.3	2,610	2,500	-4.2	12,590	12,610	0.2
Fourth	10,650	12,030	13.0	2,620	2,710	3.4	13,270	14,740	11.1

ANNUAL AVE.	12,009	12,092	0.7	3,021	2,776	-8.1	15,033	14,870	-1.1
-------------	--------	--------	-----	-------	-------	------	--------	--------	------

Notes:

U.S.V.I. "Direct Flights Seats Per Week" are based on daily scheduled flights arriving from outside of the Caribbean during the first week of a given month. "Major Carriers" are defined as airlines with scheduled service originating from outside the Caribbean region, generally the continental U.S. Data subject to revision.



ST. CROIX MAJOR CARRIERS
 DIRECT FLIGHT ARRIVALS
 FOR THE WEEK OF DECEMBER 15-21, 2013

Airline	Flight Number	Originating Airport(s)	Stops	Plane Type	Seats Per Plane	Flights Per Week	Weekly Seats
American	1297	MIA	0	737	148	7	1,036
American	1165	MIA	0	737	148	6	888
American Subtotal						13	1,924
JetBlue	1164	SJU	0	E190	100	7	700
JetBlue Subtotal						7	700
US Air	1415	CHARLOTTE	0	A-319	124	7	868
US Air Subtotal						7	868
Primera Air*	351	CPH\EKBI	0	757	275	1	138
Primera Air Subtotal						1	138
TOTAL						28	3,630

*Note: Primera Air is a charter flight that arrives weekly from Denmark.

ST. THOMAS MAJOR CARRIERS
 DIRECT FLIGHT ARRIVALS
 FOR THE WEEK OF DECEMBER 15-21, 2013

Airline	Flight Number	Originating Airport(s)	Stops	Plane Type	Seats Per Plane	Flights Per Week	Weekly Seats
American	936	JFK	0	757	188	7	1,316
American	943	MIA	0	757	188	7	1,316
American	2355	MIA	0	757	188	7	1,316
American	2421	MIA	0	757	188	7	1,316
Delta	571	ATL	0	757	183	7	1,281
Delta	661	ATL	0	757	183	1	183
Delta	454	JFK	0	757	183	7	1,281
Delta	691	ATL	0	757	183	7	1,281
JetBlue	1032	SJU	1	E190	100	7	700
JetBlue	1030	SJU	1	E190	100	7	700
JetBlue	807	BOS	1	A320	150	4	600
Spirit	201	FT.LAU	0	A-319	138	7	966
Sun Country	787	MSP	0	737	174	1	174
US Air*	804	CHARLOTTE	0	767	203	2	406
US Air*	833	CHARLOTTE	0	767	203	2	406
US Air*	838	PHILADELPHIA	0	767	203	2	406
United Air	1479	WASH	0	737	124	1	124
United Air	1443	WASH	0	737	124	5	620
United Air	1519	NEWARK	0	737	124	7	868
United Air	1561	CHI	0	737	124	3	372
TOTAL						98	15,632
ALL MAJOR CARRIERS GRAND TOTAL							19,262

* Note: During the month of December 2013, US Airways flights will alternate between a A320 Air Bus/B767 BOEING JET
 Sun Country has two flights for the month of December 2013. It is a seasonal charter flight.