

MAJOR CARRIER DIRECT FLIGHT SEATS PER WEEK - U.S. Virgin Islands  
 Year To Date, Monthly, Quarterly and Annual Averages  
 January 2014 to December 2015

Period	ST. THOMAS/ST. JOHN			ST. CROIX			U.S.V.I., TOTAL		
	2014	2015	Percent Change	2014	2015	Percent Change	2014	2015	Percent Change

YEAR TO DATE:

DECEMBER	12,562	12,535	-0.2	2,499	2,664	6.6	15,061	15,200	0.9
----------	--------	--------	------	-------	-------	-----	--------	--------	-----

MONTH:

January	14,072	18,237	29.6	3,630	3,183	-12.3	17,702	21,420	21.0
February	15,388	18,429	19.8	3,630	3,183	-12.3	19,018	21,612	13.6
March	15,388	16,776	9.0	3,630	3,137	-13.6	19,018	19,913	4.7
April	13,728	14,158	3.1	3,630	3,137	-13.6	17,358	17,295	-0.4
May	12,224	12,821	4.9	1,736	2,921	68.3	13,960	15,742	12.8
June	12,472	13,209	5.9	1,736	2,921	68.3	14,208	16,130	13.5
July	11,890	12,509	5.2	1,736	1,885	8.6	13,626	14,394	5.6
August	13,354	9,562	-28.4	1,736	1,736	0.0	15,090	11,298	-25.1
September	5,263	5,138	-2.4	1,736	1,736	0.0	6,999	6,874	-1.8
October	6,016	5,490	-8.7	1,736	1,736	0.0	7,752	7,226	-6.8
November	14,144	8,433	-40.4	1,736	3,063	76.4	15,880	11,496	-27.6
December	16,800	15,663	-6.8	3,320	3,336	0.5	20,120	18,999	-5.6

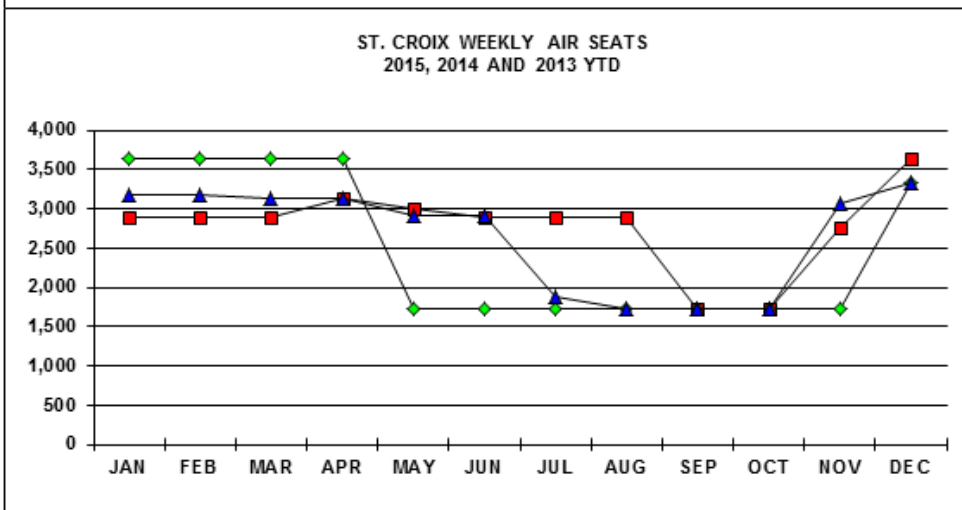
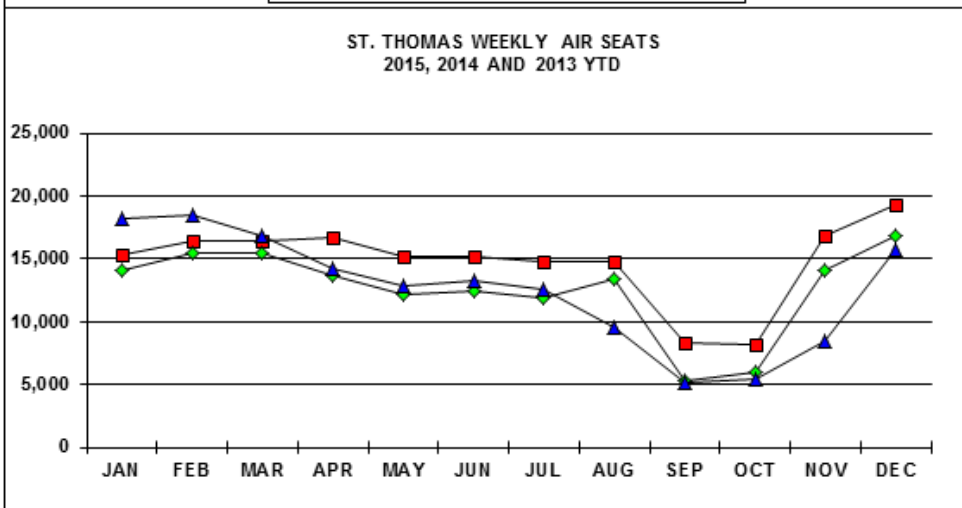
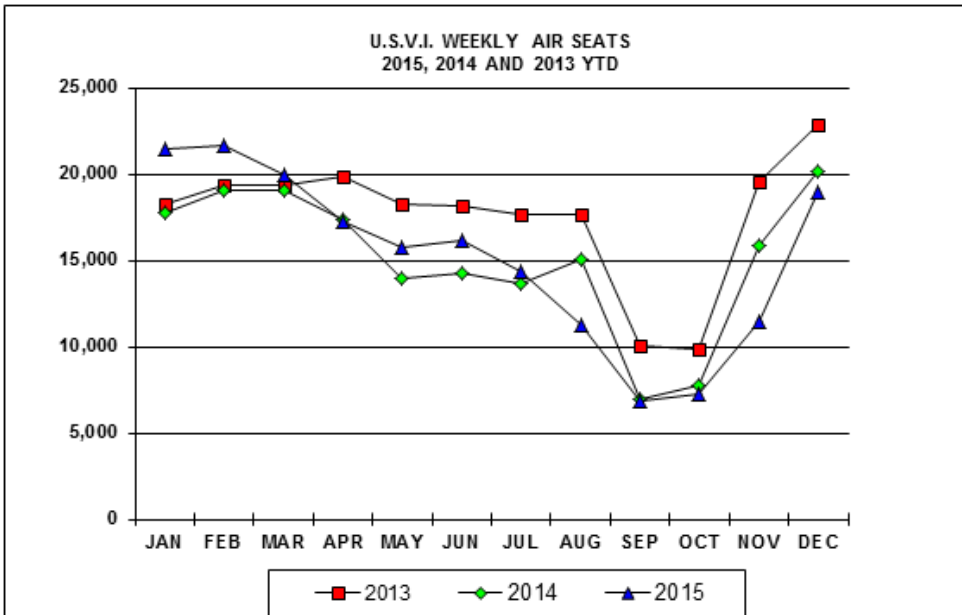
QUARTER:

First	14,950	17,810	19.1	3,630	3,170	-12.7	18,580	20,980	12.9
Second	12,810	13,400	4.6	2,370	2,990	26.2	15,180	16,390	8.0
Third	10,170	9,070	-10.8	1,740	1,790	2.9	11,910	10,860	-8.8
Fourth	12,320	9,860	-20.0	2,260	2,710	19.9	14,580	12,570	-13.8

ANNUAL AVE.	12,562	12,535	-0.2	2,499	2,664	6.6	15,061	15,200	0.9
-------------	--------	--------	------	-------	-------	-----	--------	--------	-----

Notes:

U.S.V.I. "Direct Flights Seats Per Week" are based on daily scheduled flights arriving from outside of the Caribbean during the first week of a given month. "Major Carriers" are defined as airlines with scheduled service originating from outside the Caribbean region, generally the continental U.S. Data subject to revision.



ST. CROIX MAJOR CARRIERS  
 DIRECT FLIGHT ARRIVALS  
 FOR THE WEEK OF DECEMBER 13-19, 2015

Airline	Flight Number	Originating Airport(s)	Stops	Plane Type	Seats Per Plane	Flights Per Week	Weekly Seats
American	1293	MIA	0	737	148	7	1,036
American	2317	MIA	0	737	148	7	1,036
American	2071	CLT	0	A-319	124	1	124
American Subtotal						14	2,196
Delta	735	ATL	0	MD-88	149	2	298
Delta Subtotal						2	149
JetBlue	340	SJU	0	E190	100	7	700
JetBlue Subtotal						7	700
Norwegian	7125	CPH\SJU	0	787	291	1	291
Norwegian Subtotal						1	291
<b>TOTAL</b>						<b>24</b>	<b>3,336</b>

The US Airways scheduled has been merge with the American Airlines schedule.

ST. THOMAS MAJOR CARRIERS  
 DIRECT FLIGHT ARRIVALS  
 FOR THE WEEK OF DECEMBER 13-19, 2015

Airline	Flight Number	Originating Airport(s)	Stops	Plane Type	Seats Per Plane	Flights Per Week	Weekly Seats
American	800	CLT	0	A-320	159	6	954
American	804	CLT	0	757	203	2	406
American	833	CLT	0	757	188	2	376
American	867	PHL	0	767	258	2	516
American	196	JFK	0	757	188	7	1,316
American	943	MIA	0	757	188	7	1,316
American	2355	MIA	0	757	188	7	1,316
American	2421	MIA	0	757	188	7	1,316
Delta	571	ATL	0	757	183	7	1,281
Delta	661	ATL	0	757	183	7	1,281
Delta	775	ATL	0	757	183	7	1,281
Delta	465	JFK	0	757	183	7	1,281
JetBlue	1032	SJU	1	E190	100	7	700
JetBlue	1030	SJU	1	E190	100	7	700
JetBlue	807	BOS	1	A320	150	4	600
Spirit	201	FT.LAU	0	A-319	138	7	966
Sun Country*	787	MSP	0	737	174	2	348
United	1479	EWR	0	757	169	5	845
United	1443	IAD	0	737	124	5	620
United Air	1519	EWR	0	737	124	2	248
United Air	1561	ORD	0	737	124	2	248
<b>TOTAL</b>						<b>97</b>	<b>15,663</b>
<b>ALL MAJOR CARRIERS GRAND TOTAL</b>							<b>18,999</b>

\* Note: Sun Country has two flights for the month of December 2015. It is a seasonal charter flight.