

MAJOR CARRIER DIRECT FLIGHT SEATS PER WEEK - U.S. Virgin Islands
Year To Date, Monthly, Quarterly and Annual Averages
January 2020 to March 2021

Period	ST. THOMAS/ST. JOHN			ST. CROIX			U.S.V.I., TOTAL		
	2020	2021	Percent Change	2020	2021	Percent Change	2020	2021	Percent Change

YEAR TO DATE:

MARCH	16,566	18,472	11.5	3,960	3,670	-7.3	20,526	22,142	7.9
-------	--------	--------	------	-------	-------	------	--------	--------	-----

MONTH:

January	16,566	18,248	10.2	4,560	3,670	-19.5	21,126	21,918	3.7
February	16,566	18,584	12.2	3,660	3,670	0.3	20,226	22,254	10.0
March	16,566	18,584	12.2	3,660	3,670	0.3	20,226	22,254	10.0
April	6,684	-	-	1,330	-	-	7,865	-	-
May	5,126	-	-	1,330	-	-	6,456	-	-
June	6,308	-	-	1,330	-	-	7,638	-	-
July	9,459	-	-	1,331	-	-	10,790	-	-
August	9,459	-	-	1,921	-	-	11,380	-	-
September	7,277	-	-	1,588	-	-	8,865	-	-
October	7,362	-	-	2,606	-	-	9,968	-	-
November	15,516	-	-	2,634	-	-	18,150	-	-
December	18,248	-	-	3,670	-	-	21,918	-	-

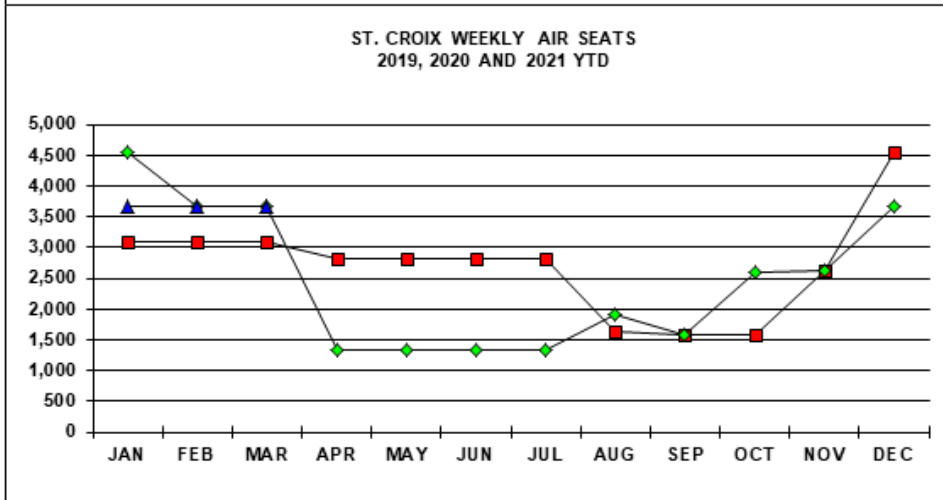
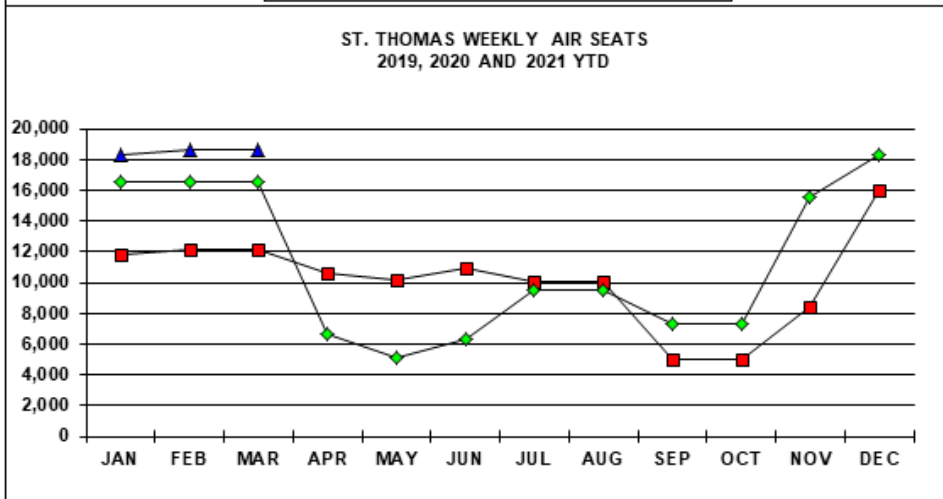
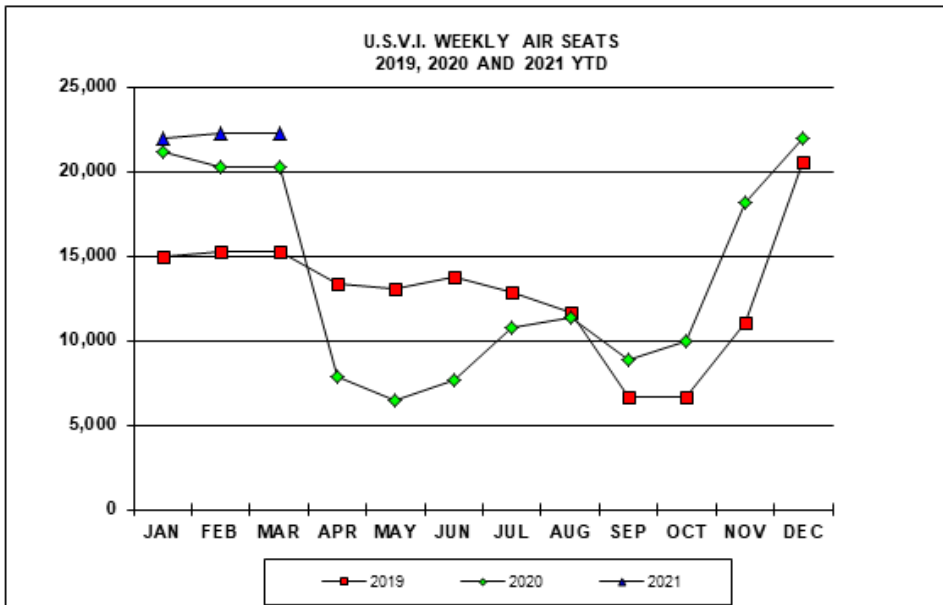
QUARTER:

First	16,570	18,470	11.5	3,960	3,670	-7.3	20,530	22,140	7.8
Second	6,040	-	-	1,330	-	-	7,320	-	-
Third	8,730	-	-	1,610	-	-	10,350	-	-
Fourth	13,710	-	-	2,970	-	-	16,680	-	-

ANNUAL AVE.	11,264	-	-	2,465	-	-	13,718	-	-
-------------	--------	---	---	-------	---	---	--------	---	---

Notes:

U.S.V.I. "Direct Flights Seats Per Week" are based on daily scheduled flights arriving from outside of the Caribbean during the first week of a given month. "Major Carriers" are defined as airlines with scheduled service originating from outside the Caribbean region, generally the continental U.S. Data subject to revision.



ST. CROIX MAJOR CARRIERS
 DIRECT FLIGHT ARRIVALS
 FOR THE WEEK OF March 15-21, 2020

Airline	Flight Number	Originating Airport(s)	Stops	Plane Type	Per Plane	Per Week	Weekly Seats
American	1293	MIA	0	737	148	7	1,036
American	2317	MIA	0	737	148	7	1,036
American	2003	CLT	0	737	148	7	1,036
American Subtotal						15	3,108
Delta	735	ATL	0	738	160	1	160
Delta Subtotal						1	160
Spirit	438	FT. LAU	0	A-319	134	3	402
Spirit Subtotal						3	402
TOTAL						30	3,670

ST. THOMAS MAJOR CARRIERS
 DIRECT FLIGHT ARRIVALS
 FOR THE WEEK OF March 15-21, 2020

Airline	Flight Number	Originating Airport(s)	Stops	Plane Type	Seats Per Plane	Flights Per Week	Weekly Seats
American	115	MIA	0	737	148	5	740
American	230	MIA	0	737	148	6	888
American	231	ORD	0	737	148	1	148
American	943	MIA	0	737	148	7	1,036
American	1461	MIA	0	737	148	7	1,036
American	1779	DFW	0	737	148	5	740
American	2027	CLT	0	A-319	128	7	896
American	2452	CLT	0	A-319	128	7	896
American	2528	PHL	0	A-319	128	7	896
Delta	517	JFK	0	757	183	7	1,281
Delta	635	ATL	0	757	183	7	1,281
Delta	1929	ATL	0	757	183	1	183
Delta	1950	ATL	0	757	183	7	1,281
Delta	1982	MSP	0	757	183	3	549
Frontier	130	MCO	0	A-320	168	2	336
JetBlue	1035	SJU	1	E190	100	7	700
JetBlue	1135	SJU	1	E190	100	7	700
JetBlue	1040	JFK	1	A-320	150	1	150
JetBlue	807	BOS	1	A-320	150	1	150
Spirit	201	FT.LAU	0	A-319	138	7	966
Spirit	284	MCO	0	A-319	138	3	414
Sun Country	787	MSP	0	737	174	1	174
United	1443	IAD	0	737-700	126	7	882
United	1519	EWR	0	757-700	179	7	1,253
United	2176	ORD	0	737-700	126	1	126
United	1908	IAH	0	737-700	126	7	882
TOTAL						128	18,584
ALL MAJOR CARRIERS GRAND TOTAL							22,254