

HOTEL ROOM NIGHTS AVAILABLE, U.S. VIRGIN ISLANDS

JANUARY 2021 to SEPTEMBER 2022

Year To Date, Monthly, Quarterly and Annual Totals in thousands of units

Period	ST. THOMAS/ST. JOHN			ST. CROIX			U.S.V.I., TOTAL		
	2021	2022	Percent Change	2021	2022	Percent Change	2021	2022	Percent Change
YEAR TO DATE:									
SEPTEMBER	569.3	589.8	3.6	215.1	246.0	14.4	784.5	835.8	6.5
MONTH:									
January	66.1	66.0	-0.1	24.3	25.5	4.6	90.4	91.5	1.2
February	64.4	59.1	-8.3	22.8	23.0	0.8	87.2	82.0	-5.9
March	38.9	70.4	81.0	19.3	26.3	36.4	58.2	96.8	66.2
April	63.0	66.3	5.3	23.7	25.4	7.0	86.7	91.7	5.7
May	73.6	66.3	-9.9	21.4	26.8	25.3	95.0	93.2	-1.9
June	69.1	64.1	-7.2	30.0	26.0	-13.5	99.1	90.1	-9.1
July	65.5	66.1	0.9	25.0	30.5	22.2	90.4	96.6	6.8
August	65.5	66.1	1.0	24.7	31.3	27.0	90.1	97.5	8.1
September	63.4	7.9	-87.5	23.9	4.0	-83.4	87.3	11.9	-86.4
October	65.8	-	-	27.2	-	-	93.0	-	-
November	63.7	-	-	26.3	-	-	90.0	-	-
December	57.4	-	-	24.0	-	-	81.4	-	-
QUARTER:									
First	169.4	261.8	54.6	66.5	100.1	50.7	235.8	361.9	53.5
Second	205.6	196.7	-4.3	75.2	78.2	4.0	280.8	274.9	-2.1
Third	194.4	-	-	73.5	-	-	267.9	-	-
Fourth	186.9	-	-	77.6	-	-	264.5	-	-
ANNUAL TOTAL:	756.2	-	-	292.7	-	-	1,049.0	-	-

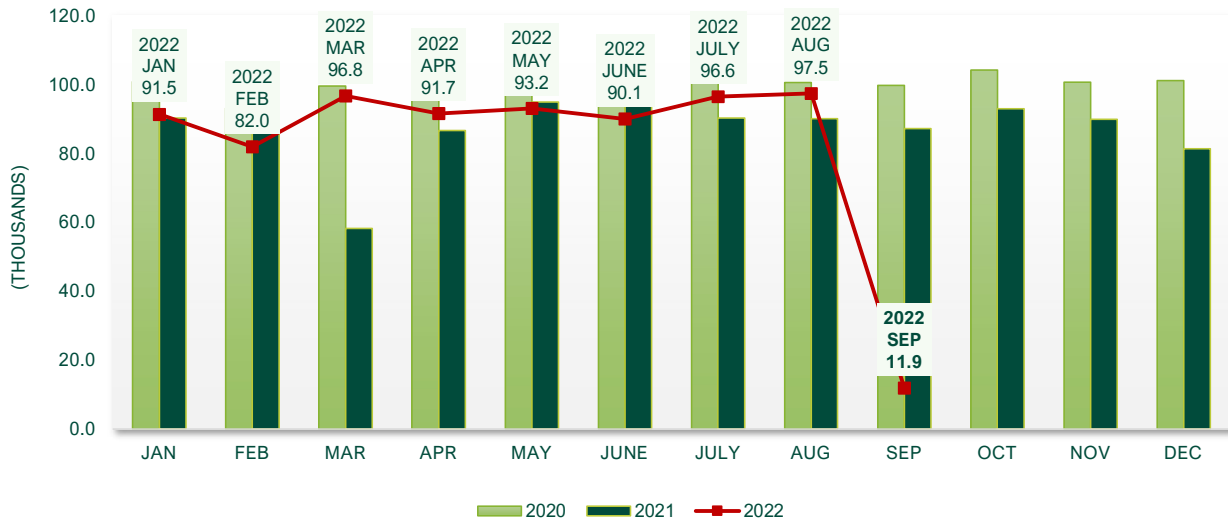
Email: webmaster@usviber.org | Website: www.usviber.org | Phone: 340-776-7953

Notes:

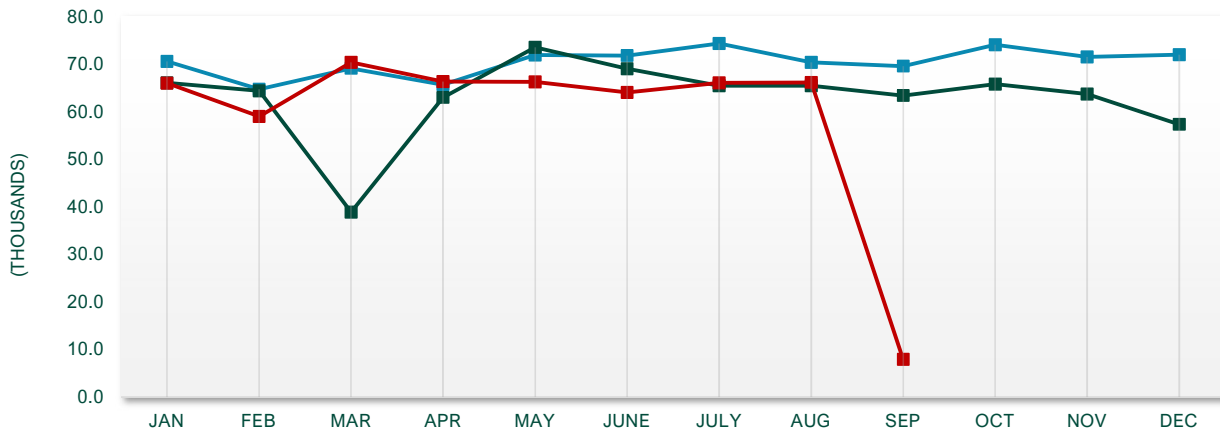
Room Nights Available is the sum, across all units for all visitor accommodations, of the number of nights each unit was available for occupancy during a given period.

Data subject to revision.

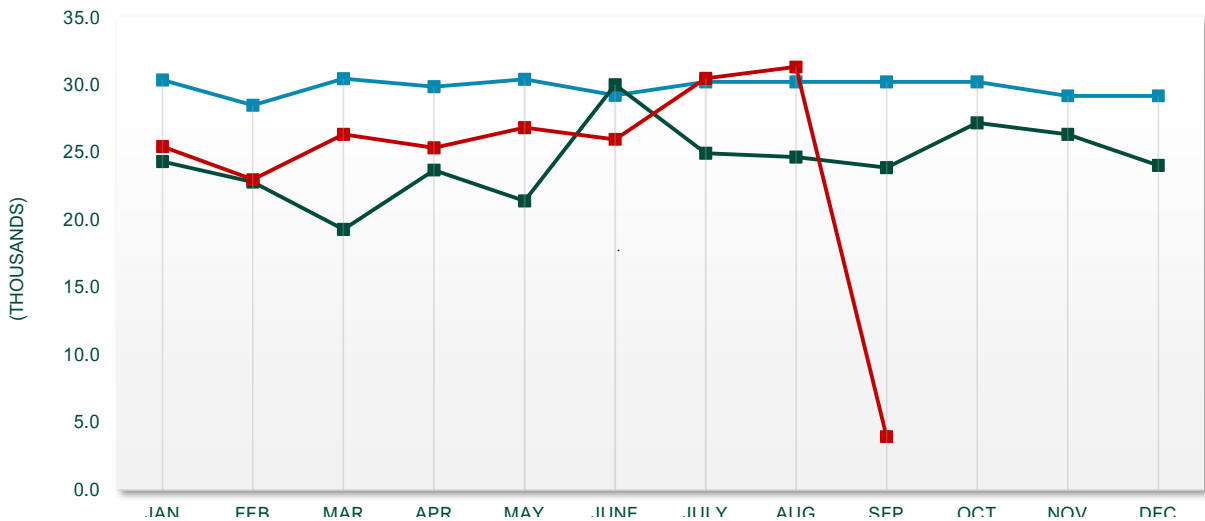
**U.S.V.I. ROOM NIGHTS AVAILABLE
2020, 2021 AND SEPTEMBER 2022 YTD**



**STT/STJ ROOM NIGHTS OCCUPIED
2020, 2021 AND 2022 YTD**



**ST. CROIX ROOM NIGHTS OCCUPIED
2020, 2021 AND 2022 YTD**



JAN FEB MAR APR MAY JUNE JULY AUG SEP OCT NOV DEC