

UNEMPLOYMENT RATES - U.S. Virgin Islands

Monthly Totals, Year To Date, Quarterly and Annual Averages

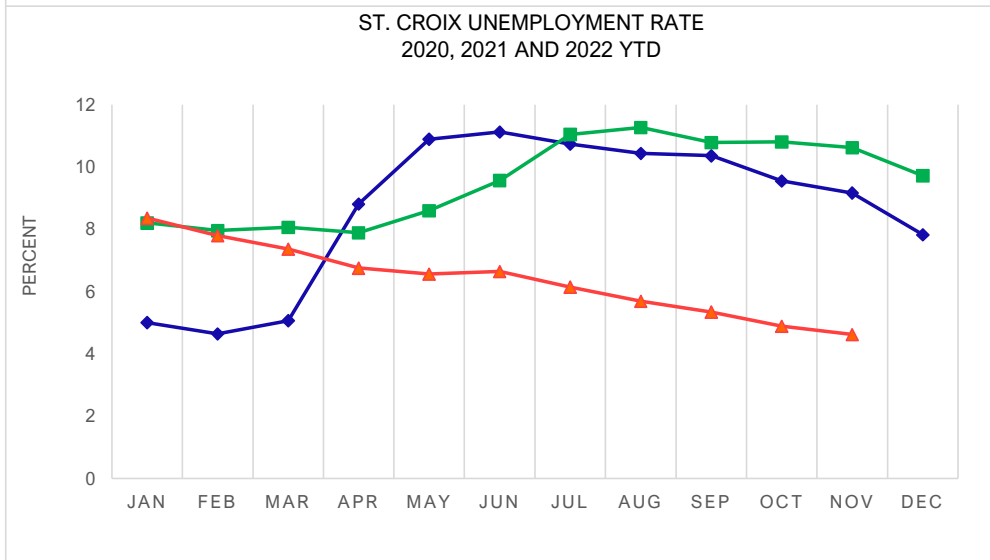
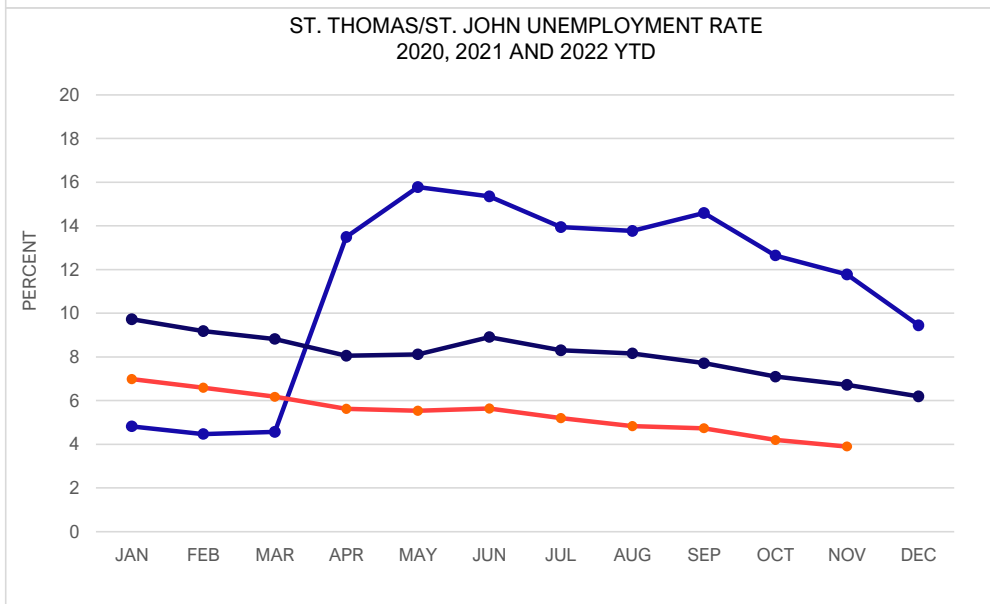
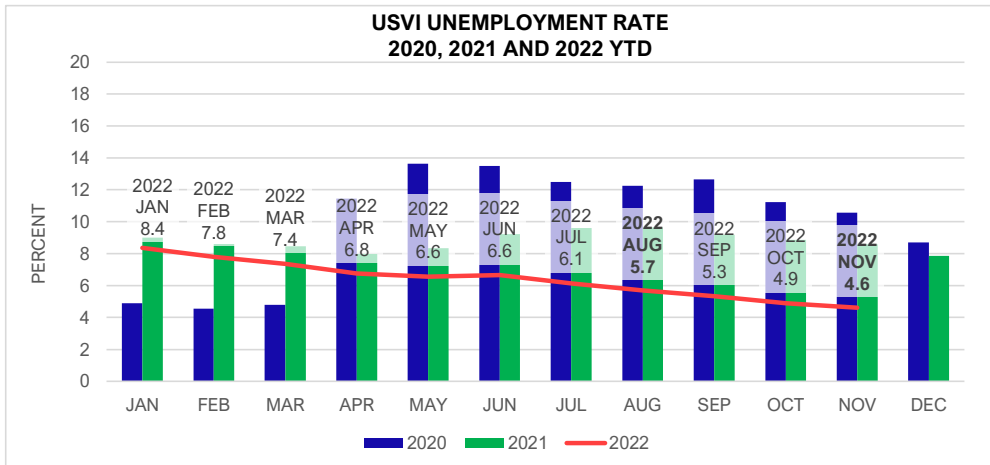
JANUARY 2021 to NOVEMBER 2022

UNEMPLOYMENT RATES - U.S. Virgin Islands									
Period	ST. THOMAS/ST. JOHN			ST. CROIX			U.S.V.I., TOTAL		
	2021	2022	Percent Change	2021	2022	Percent Change	2021	2022	Percent Change
YEAR TO DATE AVG:									
NOVEMBER	8.3	5.4	-2.9	9.5	7.6	-1.9	8.9	6.4	-2.5
MONTHLY TOTAL:									
January	9.7	7.0	-2.7	8.2	10.0	1.8	9.0	8.4	-0.7
February	9.2	6.6	-2.6	8.0	9.2	1.3	8.6	7.8	-0.8
March	8.8	6.2	-2.6	8.1	8.8	0.7	8.5	7.4	-1.1
April	8.0	5.6	-2.4	7.9	8.1	0.2	8.0	6.8	-1.2
May	8.1	5.5	-2.6	8.6	7.8	-0.8	8.4	6.6	-1.8
June	8.9	5.6	-3.3	9.6	7.9	-1.7	9.2	6.6	-2.6
July	8.3	5.2	-3.1	11.1	7.3	-3.8	9.6	6.1	-3.5
August	8.2	4.8	-3.3	11.3	6.8	-4.5	9.6	5.7	-4.0
September	7.7	4.7	-3.0	10.8	6.1	-4.6	9.2	5.3	-3.8
October	7.1	4.2	-2.9	10.8	5.8	-5.0	8.9	4.9	-4.0
November	6.7	3.9	-2.8	10.6	5.6	-5.0	8.6	4.6	-4.0
December	6.2	-	-	9.7	-	-	7.9	-	-
QUARTERLY AVG:									
First	9.2	6.6	-2.7	8.1	9.3	1.3	8.7	7.8	-0.9
Second	8.4	5.6	-2.8	8.7	8.0	-0.7	8.5	6.7	-1.9
Third	8.1	4.9	-3.1	11.0	6.7	-4.3	9.5	5.7	-3.8
Fourth	6.7	-	-	10.4	-	-	8.4	-	-
ANNUAL AVG:	8.1	-	-	9.5	-	-	8.8	-	-

Email: webmaster@usviber.org | Website: www.usviber.org | Phone: 340-776-7953

Notes:

Compiled from U.S.V.I. Bureau of Labor Statistics data. Data subject to revision.



v