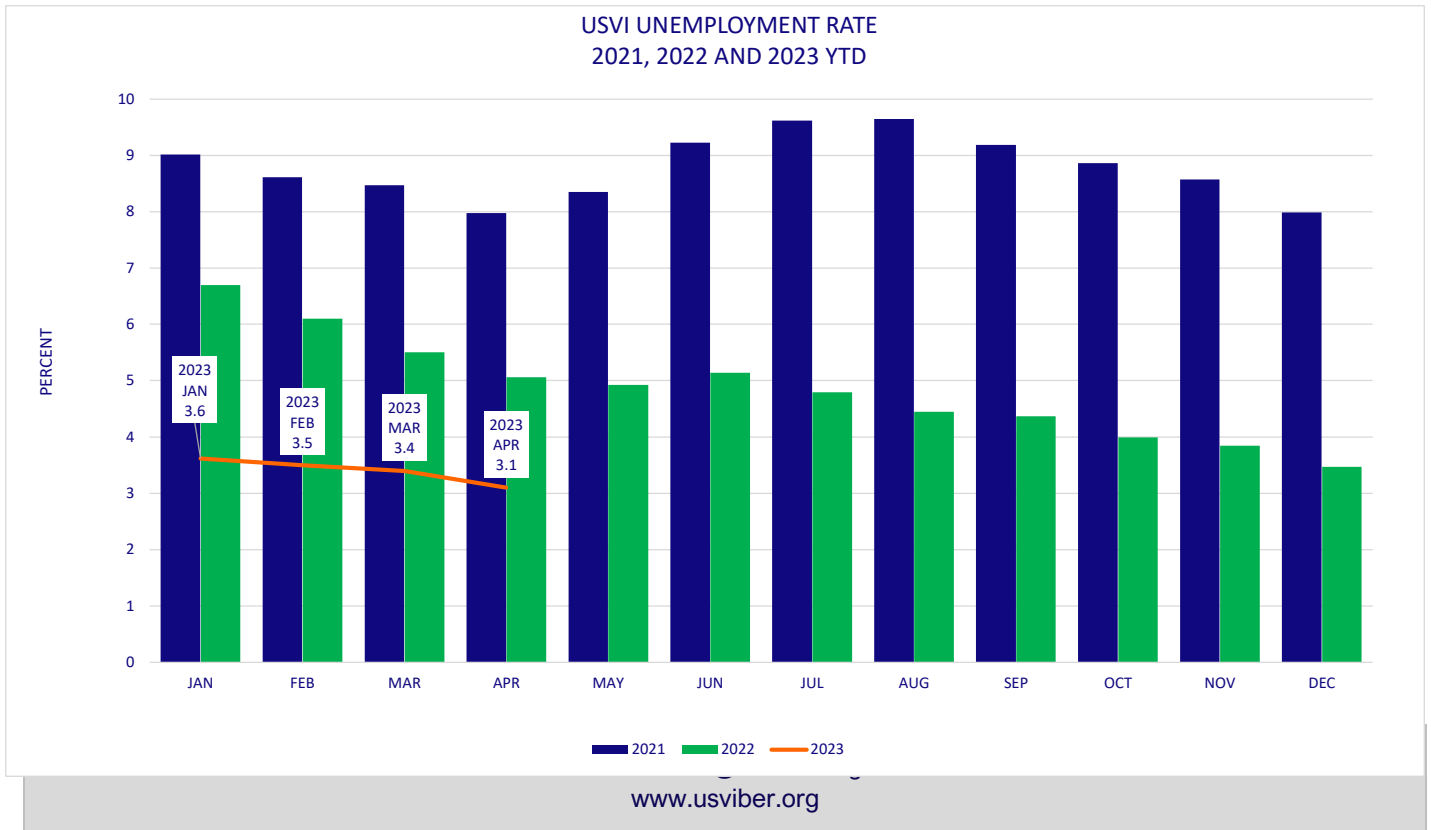


UNEMPLOYMENT RATES - U.S. Virgin Islands

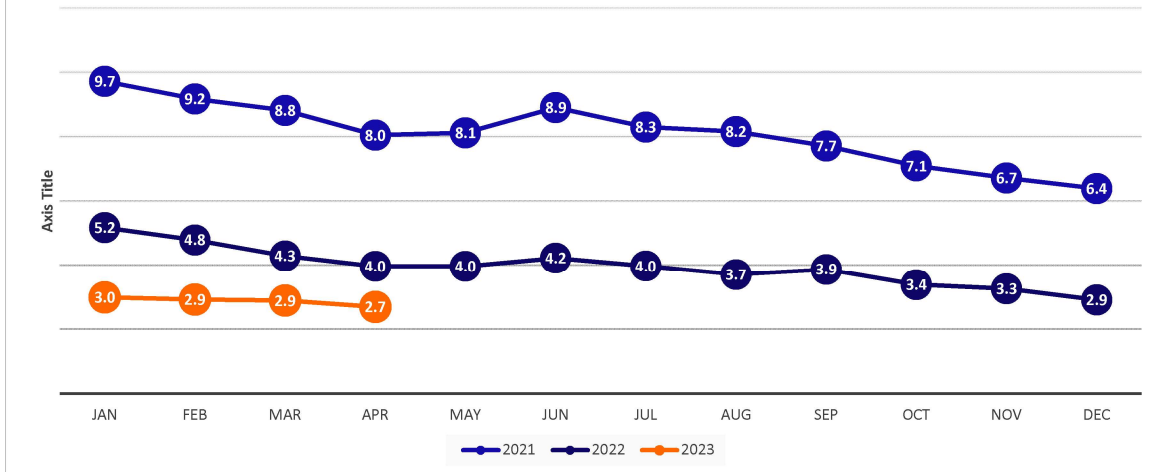
Monthly Totals, Year To Date, Quarterly and Annual Averages

JANUARY 2022 to APRIL 2023

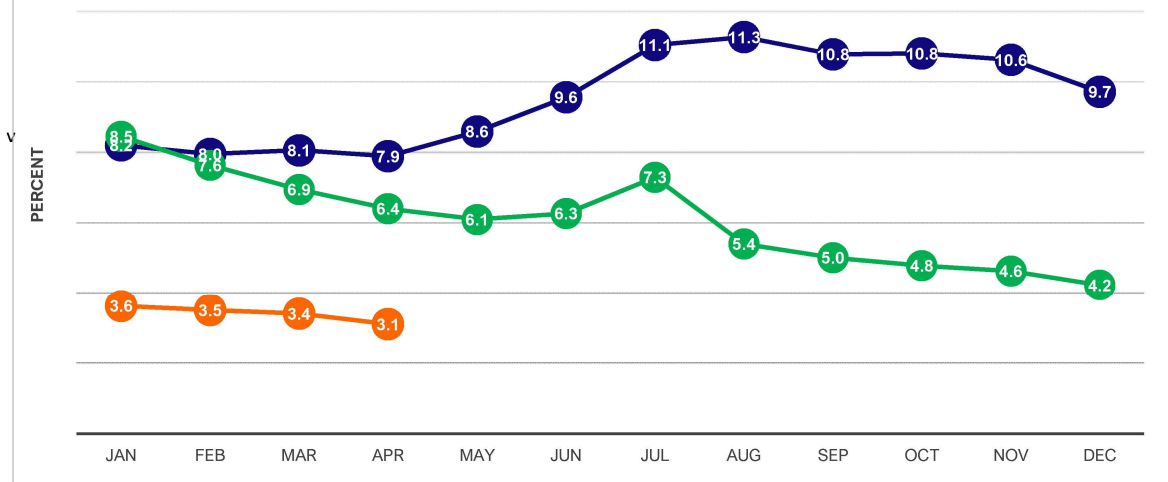
Period	ST. THOMAS/ST. JOHN			ST. CROIX			U.S.V.I., TOTAL		
	2022	2023	Percent Change	2022	2023	Percent Change	2022	2023	Percent Change
YEAR TO DATE AVG:									
APRIL	4.6	2.9	-1.7	7.4	4.1	-3.2	5.8	3.4	-2.4
MONTHLY TOTAL:									
January	5.2	3.0	-2.2	8.5	4.5	-4.0	6.7	3.6	-3.1
February	4.8	2.9	-1.9	7.6	4.2	-3.4	6.1	3.5	-2.6
March	4.3	2.9	-1.4	6.9	4.1	-2.9	5.5	3.4	-2.1
April	4.0	2.7	-1.3	6.4	3.7	-2.7	5.1	3.1	-2.0
May	4.0			6.1			4.9		
June	4.2			6.3			5.1		
July	4.0			7.3			4.8		
August	3.7			5.4			4.5		
September	3.9			5.0			4.4		
October	3.4			4.8			4.0		
November	3.3			4.6			3.8		
December	2.9			4.2			3.5		
QUARTERLY AVG:									
First	4.8	2.9	-1.8	7.7	4.3	-3.4	6.1	3.5	-2.6
Second	4.1	2.7	-1.3	6.3	3.7	-2.7	5.0	3.1	-2.0
Third	3.8			5.9			4.5		
Fourth	3.2			4.5			3.8		
ANNUAL AVG:	4.0	2.8	-1.5	6.1	4.0	-3.1	4.9	3.3	-2.3



ST. THOMAS EMPLOYMENT RATE
2021, 2022, AND 2023 YTD



ST. CROIX UNEMPLOYMENT RATE
2021, 2022 AND 2023 YTD



TOTAL USVI QUARTERLY UNEMPLOYMENT RATES
2021, 2022, AND 2023 YTD

