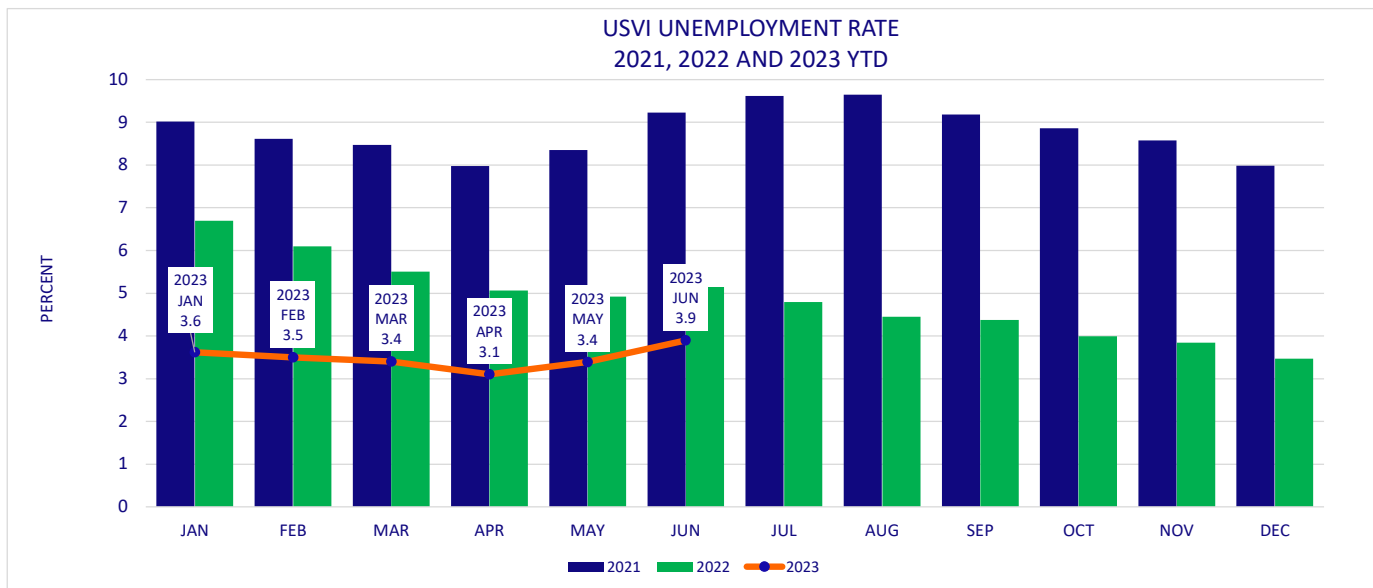


**UNEMPLOYMENT RATES - U.S. Virgin Islands**  
 Monthly Totals, Year To Date, Quarterly and Annual Averages  
**JANUARY 2022 to JUNE 2023**

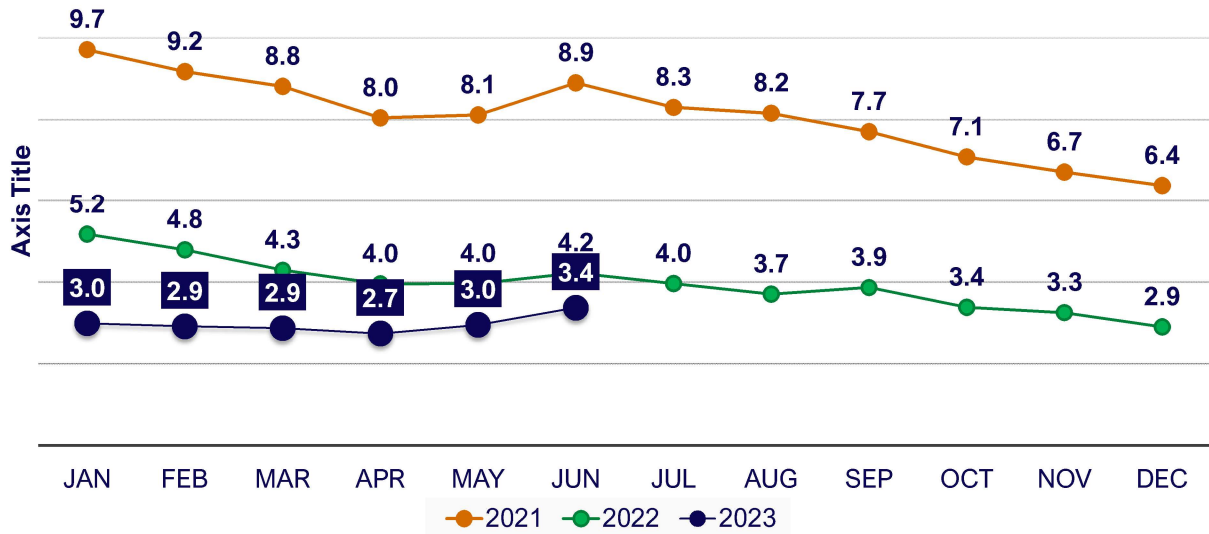


Period	ST. THOMAS/ST. JOHN			ST. CROIX			U.S.V.I., TOTAL		
	2022	2023	Percent Change	2022	2023	Percent Change	2022	2023	Percent Change
<b>YEAR TO DATE AVG:</b>									
<b>JUNE</b>	<b>4.4</b>	<b>2.9</b>	<b>-1.5</b>	<b>7.1</b>	<b>4.1</b>	<b>-3.0</b>	<b>5.7</b>	<b>3.4</b>	<b>-2.3</b>
<b>MONTHLY TOTAL:</b>									
January	5.2	3.0	-2.2	8.5	4.5	-4.0	6.7	3.6	-3.1
February	4.8	2.9	-1.9	7.6	4.2	-3.4	6.1	3.5	-2.6
March	4.3	2.9	-1.4	6.9	4.1	-2.9	5.5	3.4	-2.1
April	4.0	2.7	-1.2	6.4	3.8	-2.6	5.1	3.1	-2.0
May	4.0	3.0	-1.0	6.1	4.0	-2.1	4.9	3.4	-1.5
June	4.2	3.4	-0.9	6.3	4.6	-1.7	5.1	3.9	-1.2
July	4.0			7.3			4.8		
August	3.7			5.4			4.5		
September	3.9			5.0			4.4		
October	3.4			4.8			4.0		
November	3.3			4.6			3.8		
December	2.9			4.2			3.5		
<b>QUARTERLY AVG:</b>									
First	4.8	2.9	-1.8	7.7	4.3	-3.4	6.1	3.5	-2.6
Second	4.1	3.0	-1.0	6.3	4.1	-2.1	5.0	3.5	-1.6
Third	3.8			5.9			4.5		
Fourth	3.2			4.5			3.8		
<b>ANNUAL AVG:</b>	<b>4.0</b>	<b>3.0</b>	<b>-1.4</b>	<b>6.1</b>	<b>4.2</b>	<b>-2.8</b>	<b>4.9</b>	<b>3.5</b>	<b>-2.1</b>

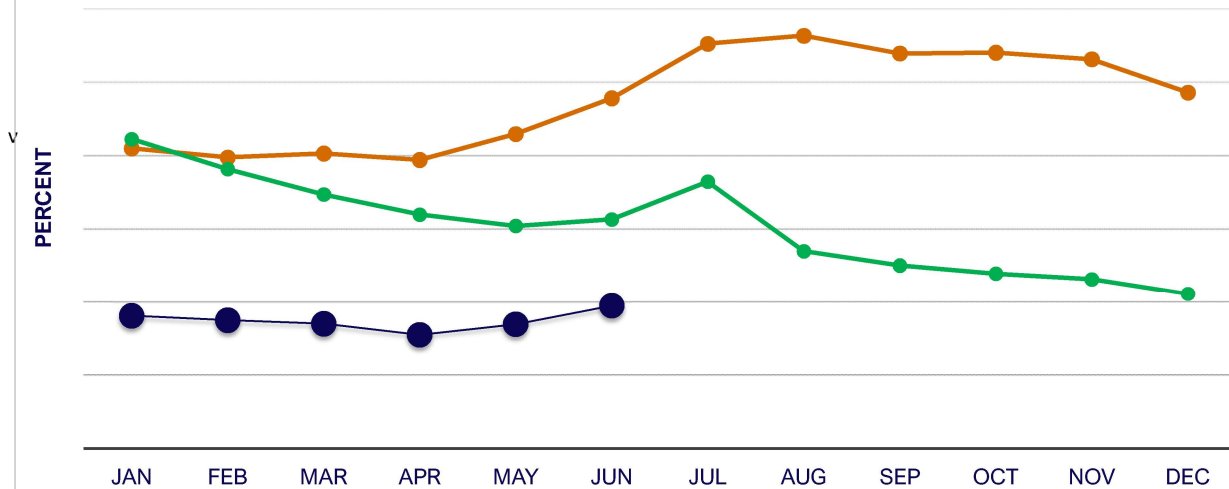


Notes: Compiled from U.S.V.I. Bureau of Labor Statistics data. Data subject to revision.

**ST. THOMAS EMPLOYMENT RATE  
2021, 2022, AND JULY 2023 YTD**



**ST. CROIX UNEMPLOYMENT RATE  
2021, 2022 AND 2023 YTD**



**TOTAL USVI QUARTERLY UNEMPLOYMENT RATES  
2022 AND 2023 YTD**

