

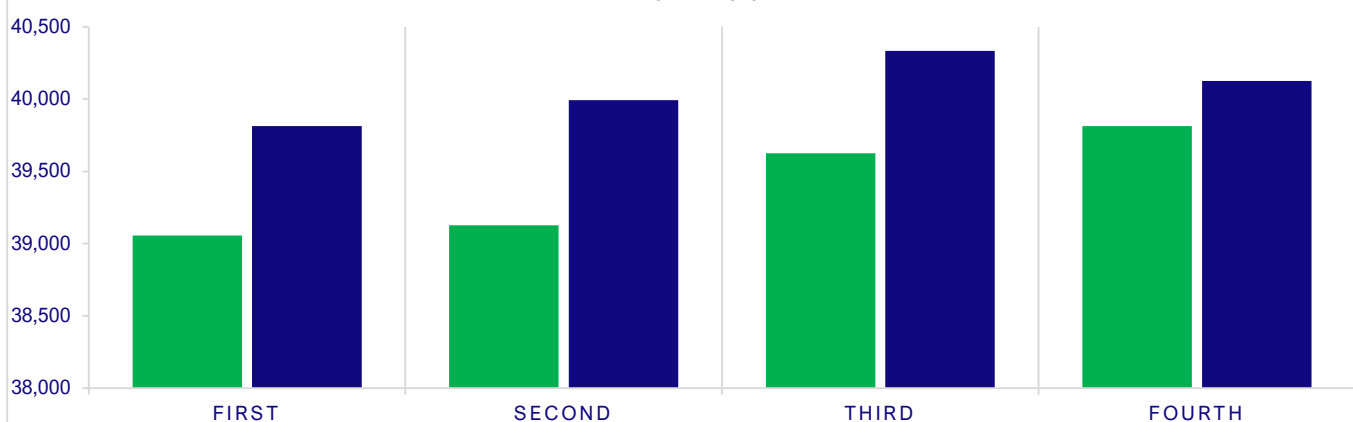
# CIVILIAN EMPLOYMENT - U.S. VIRGIN ISLANDS

## January 2022 to December 2023

Monthly Totals, Year To Date, Quarterly and Annual Averages

Period	ST. THOMAS/ST. JOHN			ST. CROIX			U.S.V.I., TOTAL		
	2022	2023	Percent Change	2022	2023	Percent Change	2022	2023	Percent Change
<b>YEAR TO DATE AVG:</b>									
<b>DECEMBER</b>	<b>22,144</b>	<b>23,258</b>	<b>5.0</b>	<b>17,261</b>	<b>16,815</b>	<b>-2.6</b>	<b>39,405</b>	<b>40,067</b>	<b>1.7</b>
<b>MONTHLY TOTAL:</b>									
January	21,105	22,956	8.8	17,517	16,441	-6.1	38,622	39,397	2.0
February	21,359	23,225	8.7	17,588	16,685	-5.1	38,947	39,910	2.5
March	21,857	23,381	7.0	17,740	16,753	-5.6	39,597	40,134	1.4
April	21,700	23,196	6.9	17,310	16,601	-4.1	39,010	39,797	2.0
May	21,788	23,271	6.8	17,346	16,639	-4.1	39,134	39,910	2.0
June	21,890	23,469	7.2	17,344	16,803	-3.1	39,234	40,272	2.6
July	22,650	23,665	4.5	17,447	16,995	-2.6	40,097	40,660	1.4
August	22,324	23,284	4.3	17,048	16,888	-0.9	39,372	40,172	2.0
September	22,325	23,128	3.6	17,085	17,044	-0.2	39,410	40,172	1.9
October	22,766	23,106	1.5	16,943	17,053	0.6	39,709	40,159	1.1
November	22,880	23,160	1.2	16,817	16,986	1.0	39,697	40,146	1.1
<b>December</b>	<b>23,088</b>	<b>23,255</b>	<b>0.7</b>	<b>16,946</b>	<b>16,892</b>	<b>-0.3</b>	<b>40,034</b>	<b>40,071</b>	<b>0.1</b>
<b>QUARTERLY AVG:</b>									
First	21,440	23,187	8.2	17,615	16,626	-5.6	39,055	39,814	1.9
Second	21,793	23,312	7.0	17,333	16,681	-3.8	39,126	39,993	2.2
Third	22,433	23,359	4.1	17,193	16,976	-1.3	39,626	40,335	2.0
Fourth	22,911	23,174	1.1	16,902	16,977	0.4	39,813	40,125	0.8
<b>ANNUAL AVG:</b>	<b>22,144</b>	<b>23,258</b>	<b>5.1</b>	<b>17,261</b>	<b>16,815</b>	<b>-2.5</b>	<b>39,405</b>	<b>40,067</b>	<b>1.7</b>

**USVI CIVILIAN EMPLOYMENT  
BY QUARTER 2022 TO 2023 YEAR-TO-DATE**

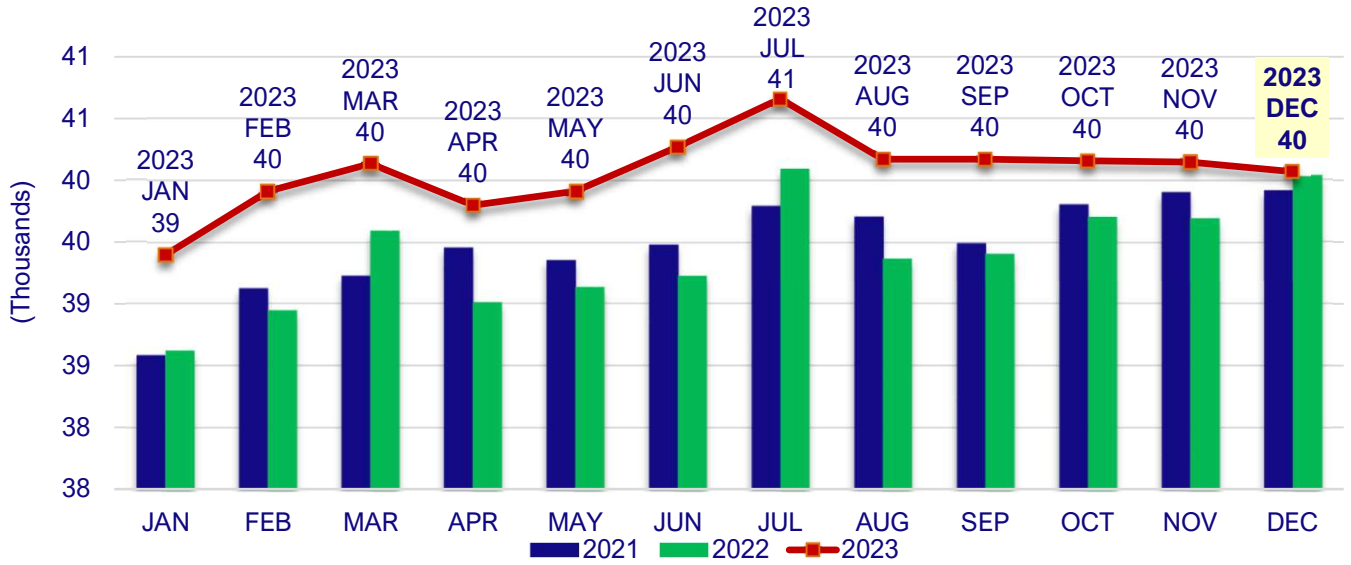


Email: [webmaster@usviber.org](mailto:webmaster@usviber.org) | Website: [www.usviber.org](http://www.usviber.org) | Phone: 340-776-7953

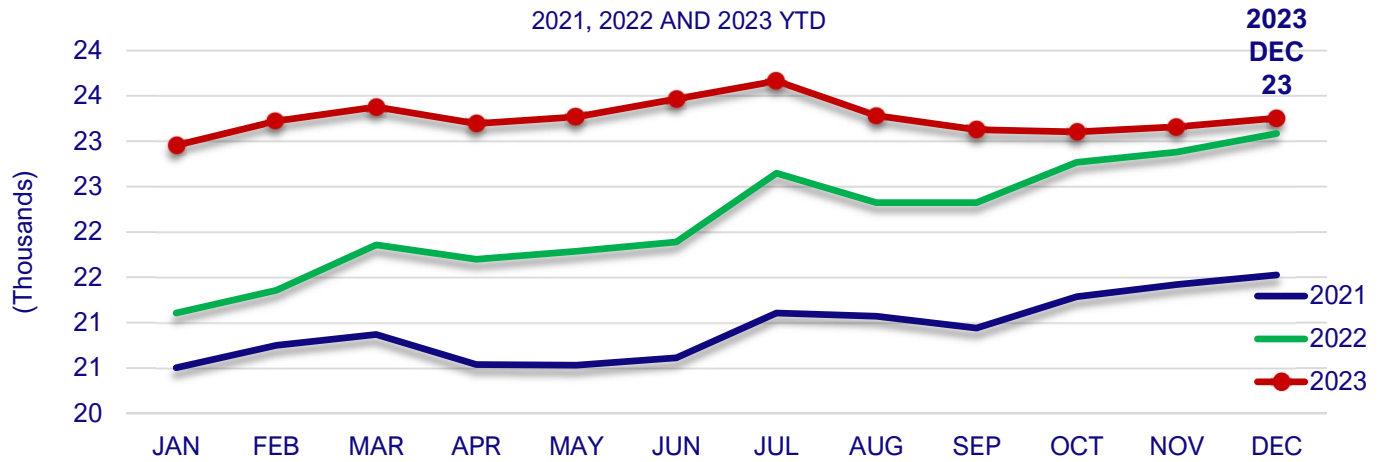
Notes: Compiled from U.S.V.I. Bureau of Labor Statistics data. Data subject to revision.



**U.S.V.I. CIVILIAN EMPLOYMENT  
2021, 2022 AND 2023 YTD**



**ST. THOMAS/ST. JOHN CIVILIAN EMPLOYMENT  
2021, 2022 AND 2023 YTD**



**ST. CROIX CIVILIAN EMPLOYMENT  
2021, 2022 AND 2023 YTD**

