

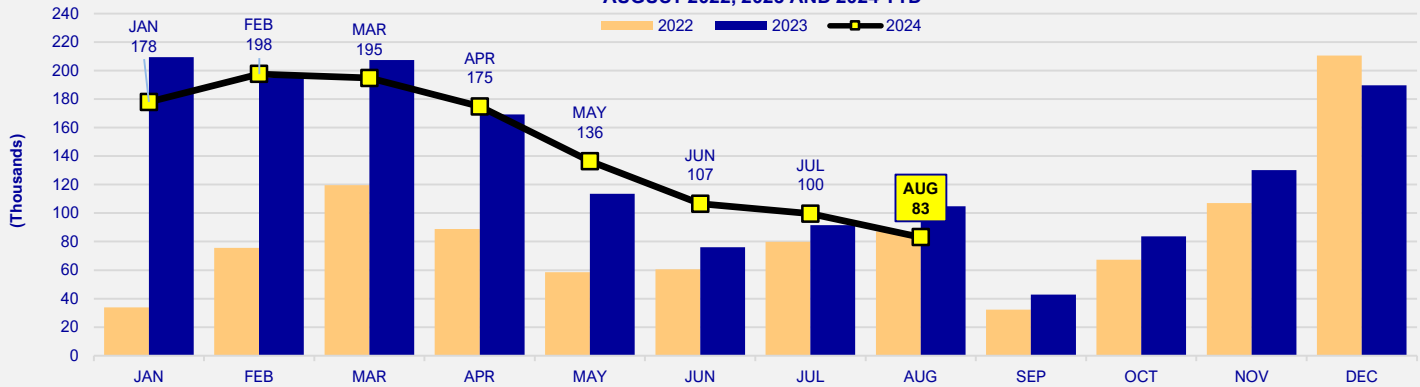
# CRUISE PASSENGER ARRIVALS TO THE U.S. VIRGIN ISLANDS

## JANUARY 2023 to AUGUST 2023

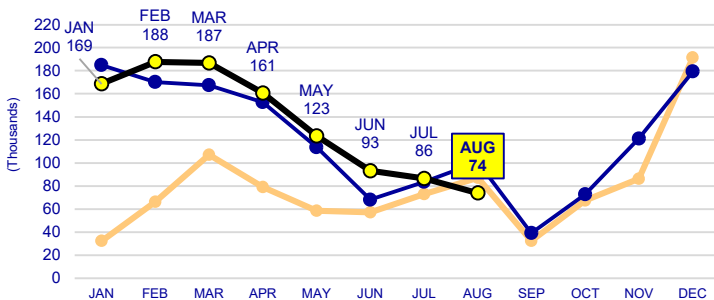
Year To Date, Monthly, Quarterly and Annual Totals

Period	ST. THOMAS/ST. JOHN			ST. CROIX			U.S.V.I., TOTAL		
	2023	2024	% chg.	2023	2024	% chg.	2023	2024	% chg.
<b>YEAR TO DATE:</b>									
<b>AUGUST</b>	<b>1,041,390</b>	<b>1,080,836</b>	3.8	<b>125,623</b>	<b>90,384</b>	-28.1	<b>1,167,013</b>	<b>1,171,220</b>	0.4
<b>MONTH:</b>									
January	184,848	168,641	-8.8	24,498	9,372	-61.7	209,346	178,013	-15.0
February	170,249	187,777	10.3	24,826	9,924	-60.0	195,075	197,701	1.3
March	167,377	186,720	11.6	40,015	8,043	-79.9	207,392	194,763	-6.1
April	152,661	160,609	5.2	16,650	14,214	-14.6	169,311	174,823	3.3
May	113,666	123,344	8.5	0	13,078	-	113,666	136,422	20.0
June	68,196	93,322	36.8	7,794	13,344	71.2	75,990	106,666	40.4
July	83,605	86,417	3.4	7,884	13,244	68.0	91,489	99,661	8.9
<b>August</b>	<b>100,788</b>	<b>74,006</b>	<b>-26.6</b>	<b>3,956</b>	<b>9,165</b>	<b>131.7</b>	<b>104,744</b>	<b>83,171</b>	<b>-20.6</b>
September	39,240	-	-	3,626	-	-	42,866	-	-
October	72,801	-	-	10,997	-	-	83,798	-	-
November	121,152	-	-	9,024	-	-	130,176	-	-
December	179,313	-	-	10,388	-	-	189,701	-	-
<b>QUARTER:</b>									
First	522,474	543,138	4.0	89,339	27,339	-69.4	611,813	570,477	-6.8
Second	334,523	377,275	12.8	24,444	40,636	66.2	358,967	417,911	16.4
Third	223,633	-	-	15,466	-	-	239,099	-	-
Fourth	373,266	-	-	30,409	-	-	403,675	-	-
<b>ANNUAL TOTAL:</b>	<b>1,453,896</b>	<b>-</b>	<b>-</b>	<b>159,658</b>	<b>-</b>	<b>-</b>	<b>1,613,554</b>	<b>-</b>	<b>-</b>

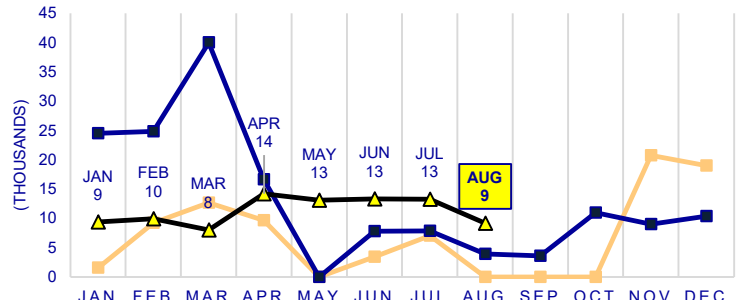
U.S.V.I. CRUISE PASSENGERS  
AUGUST 2022, 2023 AND 2024 YTD



ST. THOMAS/ST. JOHN CRUISE PASSENGERS  
2022, 2023 AND AUGUST 2024 YTD



ST. CROIX CRUISE PASSENGERS  
2022, 2023 AND AUGUST 2024 YTD



**Notes:** Totals by island include first and second port of entry arrivals. Total arrivals for the U.S.V.I. include first territorial port of entry only; passengers visiting more than one U.S. Virgin Island during the same cruise are only counted once in the U.S.V.I. total. Consequently, the U.S.V.I. total will always be less than or equal to the sum of the two island totals as indicated. *Data subject to revision.*