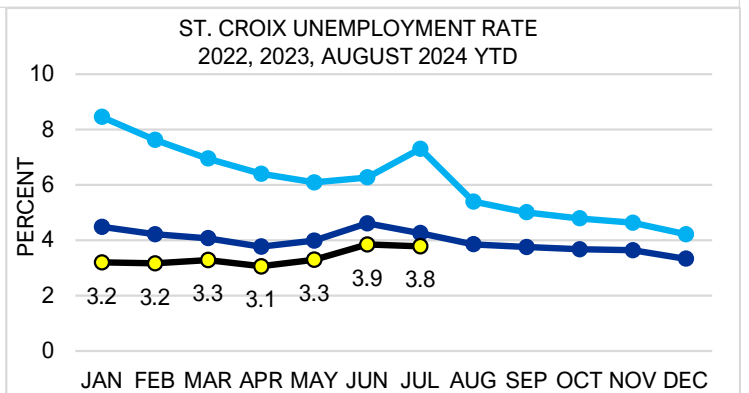
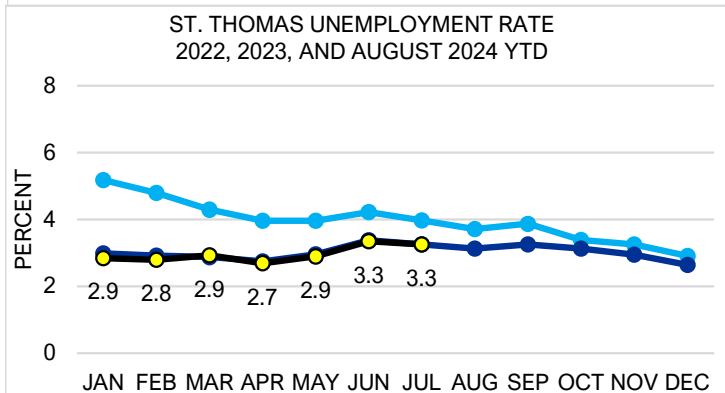
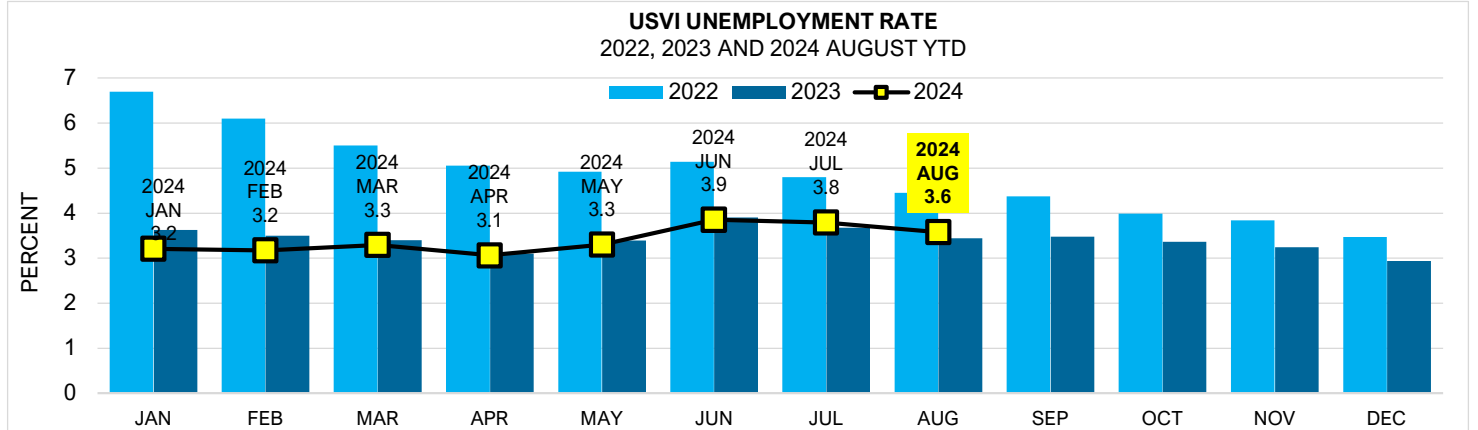


# UNEMPLOYMENT RATES

## JANUARY 2023 to AUGUST 2024

U.S. Virgin Islands Monthly Totals, Year To Date, Quarterly and Annual Averages

Period	ST. THOMAS/ST. JOHN			ST. CROIX			U.S.V.I., TOTAL		
	2023	2024	% Change	2023	2024	% Change	2023	2024	% Change
<b>YEAR TO DATE AVG:</b>									
<b>AUGUST</b>	<b>3.0</b>	<b>3.0</b>	<b>0.0</b>	<b>4.2</b>	<b>4.0</b>	<b>-0.2</b>	<b>3.5</b>	<b>3.4</b>	<b>-0.1</b>
<b>MONTHLY TOTAL:</b>									
January	3.0	2.9	-0.1	4.5	3.7	-0.8	3.6	3.2	-0.4
February	2.9	2.8	-0.1	4.2	3.7	-0.5	3.5	3.2	-0.3
March	2.9	2.9	0.1	4.1	3.8	-0.3	3.4	3.3	-0.1
April	2.7	2.7	0.0	3.8	3.6	-0.2	3.1	3.1	0.0
May	3.0	2.9	-0.1	4.0	3.9	-0.1	3.4	3.3	-0.1
June	3.4	3.3	0.0	4.6	4.5	-0.1	3.9	3.9	0.0
July	3.3	3.3	0.0	4.3	4.5	0.3	3.7	3.8	0.1
<b>August</b>	<b>3.1</b>	<b>3.2</b>	<b>0.0</b>	<b>3.9</b>	<b>4.1</b>	<b>0.3</b>	<b>3.4</b>	<b>3.6</b>	<b>0.1</b>
September	3.3	-	-	3.8	-	-	3.5	-	-
October	3.1	-	-	3.7	-	-	3.4	-	-
November	2.9	-	-	3.6	-	-	3.2	-	-
December	2.6	-	-	3.3	-	-	2.9	-	-
<b>QUARTERLY AVG:</b>									
First	2.9	2.9	-0.1	4.3	3.7	-0.5	3.5	3.2	-0.3
Second	3.0	3.0	0.0	4.1	4.0	-0.1	3.5	3.4	-0.1
Third	3.2	-	0.0	4.0	-	0.0	3.5	-	<b>0.0</b>
Fourth	2.9	-	0.0	3.5	-	0.2	3.2	-	<b>0.1</b>
<b>ANNUAL AVG:</b>	<b>3.0</b>	<b>-</b>	<b>-</b>	<b>4.0</b>	<b>-</b>	<b>-0.1</b>	<b>3.4</b>	<b>-</b>	<b>-0.1</b>



Notes: Compiled from U.S.V.I. Bureau of Labor Statistics data. Data subject to revision.

