

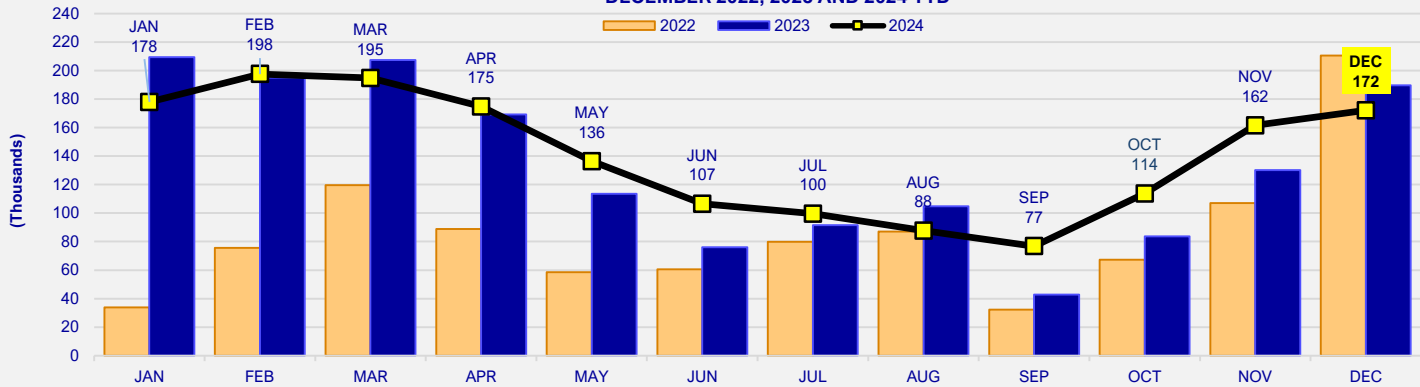
CRUISE PASSENGER ARRIVALS TO THE U.S. VIRGIN ISLANDS

JANUARY 2023 to DECEMBER 2024

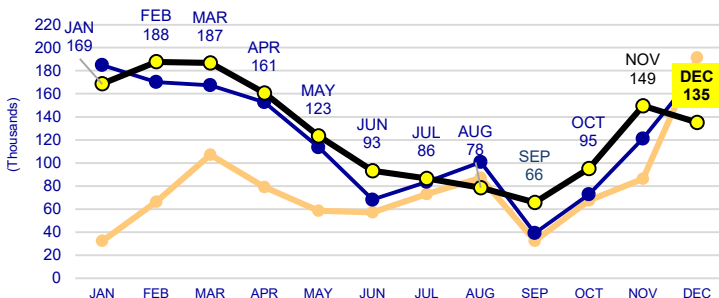
Year To Date, Monthly, Quarterly and Annual Totals

Period	ST. THOMAS/ST. JOHN			ST. CROIX			U.S.V.I., TOTAL		
	2023	2024	% chg.	2023	2024	% chg.	2023	2024	% chg.
YEAR TO DATE:									
DECEMBER	1,453,896	1,530,933	5.3	159,658	169,228	6.0	1,613,554	1,700,161	5.4
MONTH:									
January	184,848	168,641	-8.8	24,498	9,372	-61.7	209,346	178,013	-15.0
February	170,249	187,777	10.3	24,826	9,924	-60.0	195,075	197,701	1.3
March	167,377	186,720	11.6	40,015	8,043	-79.9	207,392	194,763	-6.1
April	152,661	160,609	5.2	16,650	14,214	-14.6	169,311	174,823	3.3
May	113,666	123,344	8.5	0	13,078	-	113,666	136,422	20.0
June	68,196	93,322	36.8	7,794	13,344	71.2	75,990	106,666	40.4
July	83,605	86,417	3.4	7,884	13,244	68.0	91,489	99,661	8.9
August	100,788	78,493	-22.1	3,956	9,165	-	104,744	87,658	-16.3
September	39,240	65,728	67.5	3,626	11,171	-	42,866	76,899	79.4
October	72,801	95,123	30.7	10,997	18,696	70.0	83,798	113,819	35.8
November	121,152	149,486	23.4	9,024	12,075	33.8	130,176	161,561	24.1
December	179,313	135,273	-24.6	10,388	36,902	255.2	189,701	172,175	-9.2
QUARTER:									
First	522,474	543,138	4.0	89,339	27,339	-69.4	611,813	570,477	-6.8
Second	334,523	377,275	12.8	24,444	40,636	66.2	358,967	417,911	16.4
Third	223,633	230,638	3.1	15,466	33,580	117.1	239,099	264,218	10.5
Fourth	373,266	379,882	1.8	30,409	67,673	122.5	403,675	447,555	10.9
ANNUAL TOTAL:	1,453,896	1,530,933	5.3	159,658	169,228	6.0	1,613,554	1,700,161	5.4

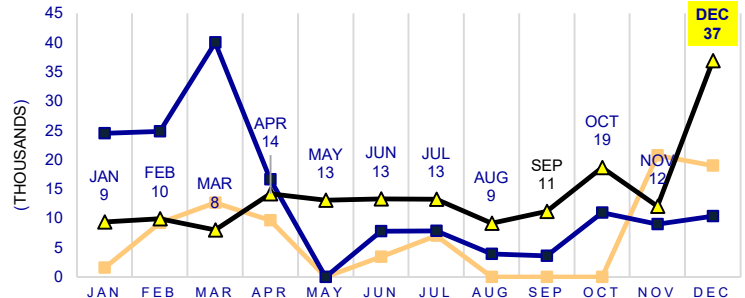
U.S.V.I. CRUISE PASSENGERS
DECEMBER 2022, 2023 AND 2024 YTD



ST. THOMAS/ST. JOHN CRUISE PASSENGERS
2022, 2023 AND DECEMBER 2024 YTD



ST. CROIX CRUISE PASSENGERS
2022, 2023 AND DECEMBER 2024 YTD



Notes: Totals by island include first and second port of entry arrivals. Total arrivals for the U.S.V.I. include first territorial port of entry only; passengers visiting more than one U.S. Virgin Island during the same cruise are only counted once in the U.S.V.I. total. Consequently, the U.S.V.I. total will always be less than or equal to the sum of the two island totals as indicated. *Data subject to revision.*