

# HOTEL ROOM NIGHTS OCCUPIED

JANUARY 2024 to MARCH 2025

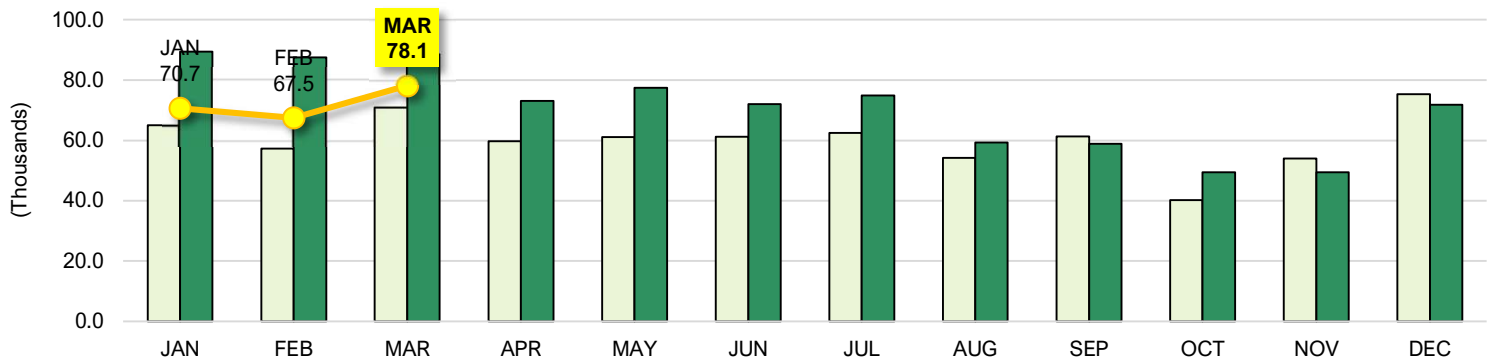
U.S. Virgin Islands, Year To Date, Monthly, Quarterly and Annual Totals

Period	ST. THOMAS/ST. JOHN			ST. CROIX			U.S.V.I., TOTAL		
	2024	2025	% chg.	2024	2025	% chg.	2024	2025	% chg.
YEAR TO DATE:									
<b>MARCH</b>	<b>192.4</b>	<b>162.4</b>	<b>-15.6</b>	<b>73.0</b>	<b>53.9</b>	<b>-26.2</b>	<b>265.5</b>	<b>216.3</b>	<b>-18.5</b>
January	65.3	54.1	-17.1	24.0	16.5	-31.2	89.3	70.7	-20.9
February	64.7	49.3	-23.9	22.7	18.2	-20.0	87.5	67.5	-22.9
<b>March</b>	<b>62.4</b>	<b>59.0</b>	<b>-5.5</b>	<b>26.3</b>	<b>19.2</b>	<b>-26.9</b>	<b>88.6</b>	<b>78.1</b>	<b>-11.8</b>
April	55.2	-	-	18.0	-	-	73.1	-	-
May	58.1	-	-	19.4	-	-	77.4	-	-
June	55.5	-	-	16.5	-	-	72.1	-	-
July	54.7	-	-	20.2	-	-	74.9	-	-
August	47.3	-	-	12.0	-	-	59.3	-	-
September	48.1	-	-	10.8	-	-	58.9	-	-
October	40.9	-	-	8.6	-	-	49.4	-	-
November	40.9	-	-	8.6	-	-	49.4	-	-
December	54.7	-	-	17.2	-	-	71.9	-	-
<b>QUARTER:</b>									
First	192.4	162.4	-15.6	73.0	53.9	-26.2	265.5	216.3	-18.5
Second	168.8	-	-	53.8	-	-	222.6	-	-
Third	137.3	-	-	40.5	-	-	177.8	-	-
Fourth	143.6	-	-	36.6	-	-	180.2	-	-
<b>ANNUAL TOTAL:</b>	<b>642.2</b>	<b>-</b>	<b>-</b>	<b>203.9</b>	<b>-</b>	<b>-</b>	<b>846.1</b>	<b>-</b>	<b>-</b>

## U.S.V.I. ROOM NIGHTS OCCUPIED

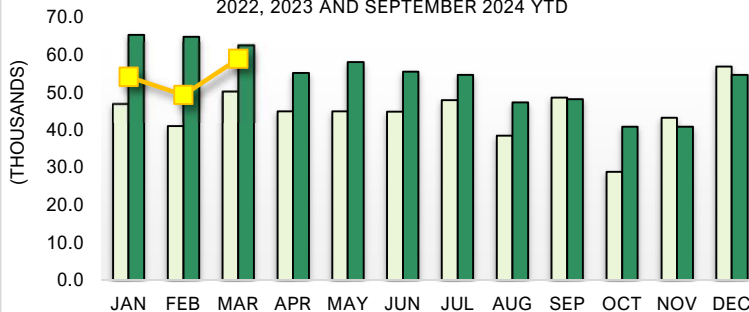
2023, 2024 AND FEBRUARY 2025 YTD

2023 2024 2025



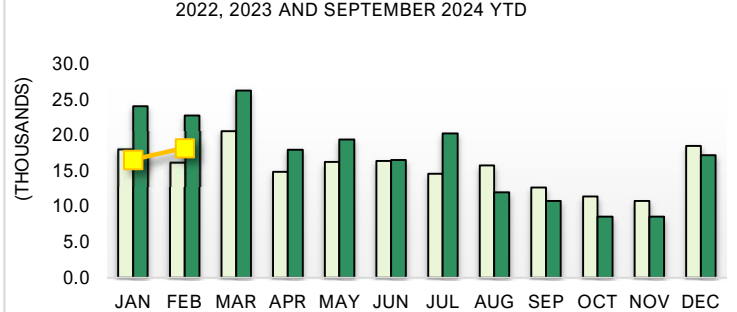
## STT/STJ ROOM NIGHTS OCCUPIED

2022, 2023 AND SEPTEMBER 2024 YTD



## ST. CROIX ROOM NIGHTS OCCUPIED

2022, 2023 AND SEPTEMBER 2024 YTD



Note: Occupancy Rate equals the reported number of room nights occupied as a percentage of available room nights. Percentage point change equals the absolute difference between the current month and the same month one year prior.

All Data is subject to revision. Email: [webmaster@usviber.org](mailto:webmaster@usviber.org) | Website: [www.usviber.org](http://www.usviber.org) | Phone: 340-776-7953