

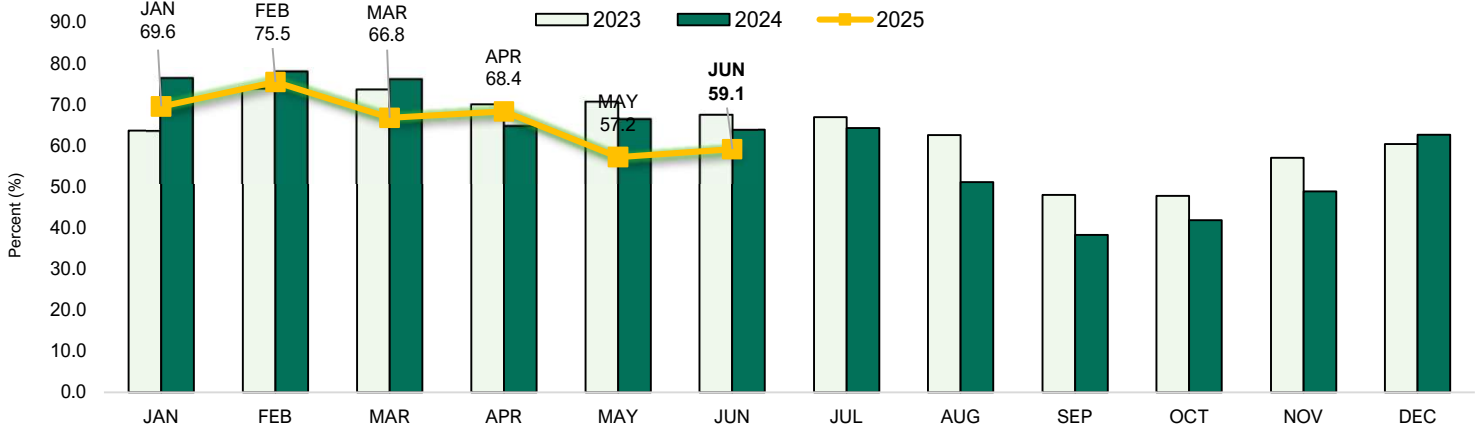
HOTEL OCCUPANCY RATES

JANUARY 2024 to JUNE 2025

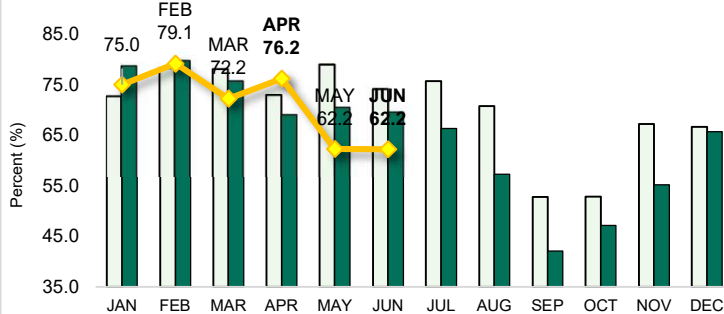
USVI, Year To Date, Monthly, Quarterly, and Annual Totals in thousands of units

Period	ST. THOMAS/ST. JOHN			ST. CROIX			U.S.V.I., TOTAL		
	2024	2025	% chg.	2024	2025	% chg.	2024	2025	% chg.
TOTAL YEAR TO DATE:									
JUNE	75.8	75.5	-0.2	69.0	55.4	-13.5	73.8	69.9	-3.9
January	78.6	75.0	-3.6	70.7	55.4	-15.3	76.3	69.6	-6.7
February	79.6	79.1	-0.5	73.3	66.0	-7.3	77.9	75.5	-2.3
March	75.6	72.2	-3.5	77.2	53.4	-23.7	76.1	66.8	-9.3
April	69.1	76.2	7.1	54.5	47.8	-6.7	64.9	68.4	3.5
May	70.4	62.2	-8.2	56.8	44.1	-12.7	66.5	57.2	-9.2
June	69.6	62.2	-7.4	50.2	50.7	0.6	63.9	59.1	-4.7
July	66.3	-	-	59.3	-	-	64.2	-	-
August	57.3	-	-	36.0	-	-	51.2	-	-
September	42.0	-	-	27.9	-	-	38.3	-	-
October	47.2	-	-	27.3	-	-	41.9	-	-
November	55.2	-	-	32.3	-	-	48.8	-	-
December	65.7	-	-	54.7	-	-	62.7	-	-
QUARTER:									
First	77.9	75.3	-2.6	73.7	57.9	-15.8	76.7	70.5	-6.3
Second	69.7	72.6	2.9	53.9	58.2	4.4	65.1	68.7	3.6
Third	55.1	-	-	41.7	-	-	51.4	-	-
Fourth	55.9	-	-	38.0	-	-	51.0	-	-
ANNUAL TOTALS:	64.5	-	-	52.0	-	-	61.0	-	-

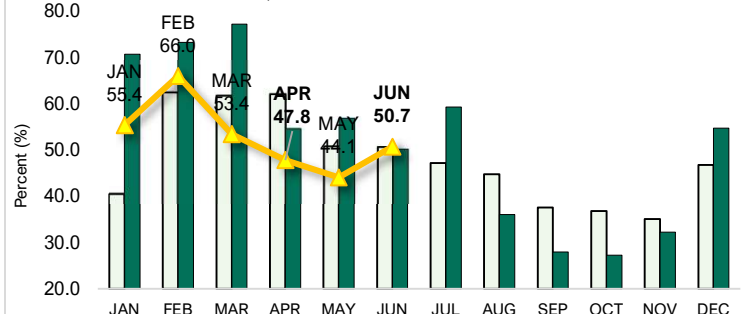
U.S.V.I. OCCUPANCY RATES
2022, 2023 AND JUNE 2025 YTD



ST. THOMAS/ST. JOHN OCCUPANCY
2022, 2023 AND JUNE 2025 YTD



ST. CROIX OCCUPANCY RATES
2022, 2023 AND JUNE 2025 YTD



Note: Occupancy Rate equals the reported number of room nights occupied as a percentage of reported room nights available. Percentage point change equals the absolute difference between the current month and the same month one year prior. **All Data is subject to revision.**

Email: webmaster@usviber.org | Website: www.usviber.org | Phone: 340-693-4375