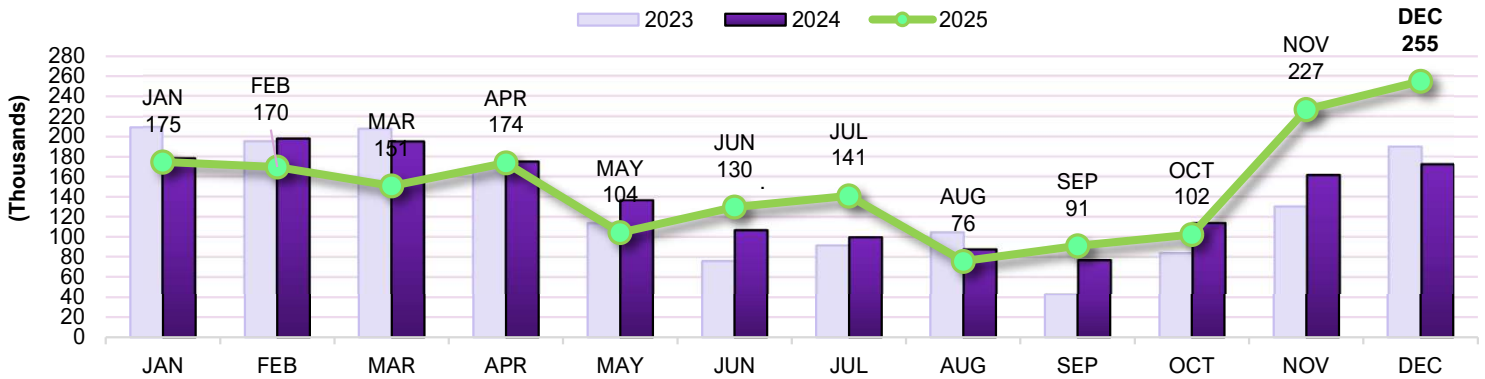


CRUISE PASSENGER ARRIVALS

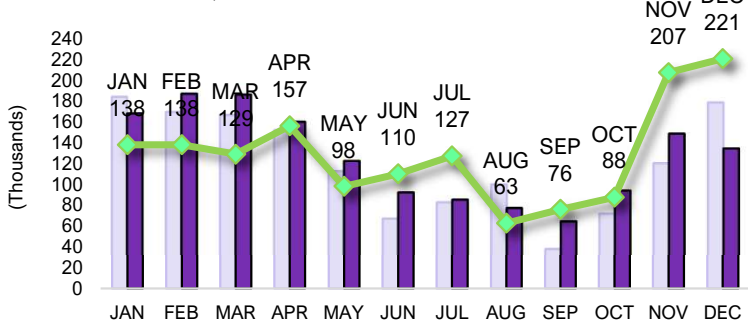
JANUARY 2024 to DECEMBER 2025
Year To Date, Monthly, Quarterly and Annual Totals

Period	ST. THOMAS/ST. JOHN			ST. CROIX			U.S.V.I., TOTAL		
	2024	2025	% chg.	2024	2025	% chg.	2024	2025	% chg.
YEAR TO DATE:									
DECEMBER	1,530,933	1,553,170	1.5	169,228	241,612	42.8	1,700,161	1,794,782	5.6
MONTH:									
January	168,641	138,071	-18.1	9,372	36,508	289.5	178,013	174,579	-1.9
February	187,777	138,213	-26.4	9,924	31,401	216.4	197,701	169,614	-14.2
March	186,720	129,130	-30.8	8,043	21,743	170.3	194,763	150,873	-22.5
April	160,609	156,520	-2.5	14,214	17,336	22.0	174,823	173,856	-0.6
May	123,344	98,312	-20.3	13,078	5,874	-55.1	136,422	104,186	-23.6
June	93,322	110,228	18.1	13,344	19,545	46.5	106,666	129,773	21.7
July	86,417	127,469	47.5	13,244	13,456	1.6	99,661	140,925	41.4
August	78,493	62,866	-19.9	9,165	12,886	40.6	87,658	75,752	-13.6
September	65,728	76,014	15.6	11,171	14,965	34.0	76,899	90,979	18.3
October	95,123	87,925	-7.6	18,696	14,236	-23.9	113,819	102,161	-10.2
November	149,486	207,459	38.8	12,075	19,425	60.9	161,561	226,884	40.4
December	135,273	220,963	63.3	36,902	34,237	-7.2	172,175	255,200	48.2
QUARTER:									
First	543,138	405,414	-25.4	27,339	89,652	227.9	570,477	495,066	-13.2
Second	377,275	365,060	-3.2	40,636	42,755	5.2	417,911	407,815	-2.4
Third	230,638	266,349	15.5	33,580	41,307	23.0	264,218	307,656	16.4
Fourth	379,882	516,347	35.9	67,673	67,898	0.3	447,555	584,245	30.5
ANNUAL TOTAL:	1,530,933	1,553,170	1.5	169,228	241,612	42.8	1,700,161	1,794,782	5.6

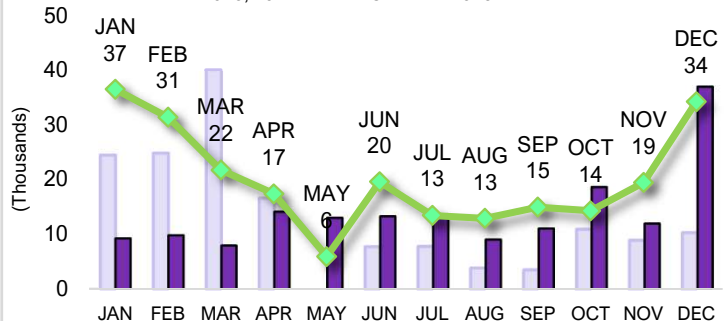
U.S.V.I. CRUISE PASSENGERS
DECEMBER 2023, 2024 AND 2025 YTD



ST. THOMAS/ST. JOHN CRUISE PASSENGERS
2023, 2024 AND DECEMBER 2025 YTD



ST. CROIX CRUISE PASSENGERS
2023, 2024 AND DECEMBER 2025 YTD



Notes: The totals presented for each island encompass arrivals at both the first and second ports of entry. In contrast, the total arrivals for the U.S. Virgin Islands (U.S.V.I.) are calculated solely based on the first territorial port of entry. Passengers who visit multiple U.S. Virgin Islands ports during the same cruise are counted only once in the U.S.V.I. total. Consequently, the total for the U.S.V.I. will consistently be less than or equal to the combined totals of the two individual islands. Please be advised that this data is subject to revision.