

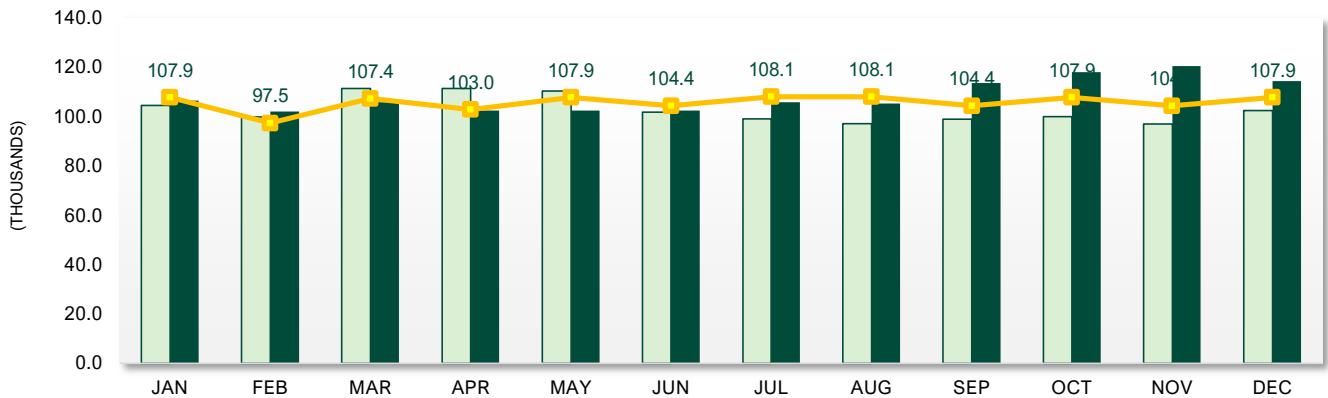
HOTEL ROOM NIGHTS AVAILABLE

JANUARY 2024 to DECEMBER 2025

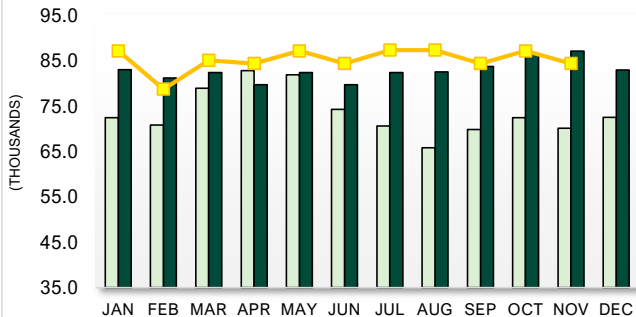
U.S. Virgin Islands, Year To Date, Monthly, Quarterly and Annual Totals in thousands of units

Period	ST. THOMAS/ST. JOHN			ST. CROIX			U.S.V.I., TOTAL		
	2024	2025	Percent Change	2024	2025	Percent Change	2024	2025	Percent Change
YEAR TO DATE:									
DECEMBER	995.0	1,025.9	3.1	392.3	369.9	-5.7	1,387.3	1,395.8	0.6
MONTH:									
January	83.1	87.3	5.0	34.0	31.4	-7.5	106.5	107.9	1.3
February	81.3	78.8	-3.1	31.0	28.4	-8.5	102.1	97.5	-4.6
March	82.5	85.2	3.3	34.0	32.9	-3.3	105.9	107.4	1.4
April	79.8	84.5	5.8	32.9	28.8	-12.5	102.5	103.0	0.5
May	82.5	87.3	5.8	32.9	31.4	-4.5	102.5	107.9	5.3
June	79.8	84.5	5.8	33.0	30.4	-7.7	102.5	104.4	1.8
July	82.5	87.5	6.1	34.1	31.4	-7.7	106.0	108.1	2.0
August	82.6	87.5	5.9	33.3	31.4	-5.5	105.4	108.1	2.6
September	83.9	84.5	0.7	29.8	30.4	2.2	113.6	104.4	-8.1
October	86.7	87.3	0.7	31.4	31.4	0.0	118.1	107.9	-8.6
November	87.2	84.5	-3.2	33.4	30.4	-8.8	120.6	104.4	-13.4
December	83.0	87.3	5.1	31.4	31.4	0.0	114.5	107.9	-5.7
QUARTER:									
First	246.9	251.3	1.8	99.0	92.7	-6.4	346.0	344.0	-0.6
Second	242.1	256.2	5.8	99.9	90.7	-9.3	342.1	346.8	1.4
Third	249.0	259.4	4.2	97.1	93.3	-3.9	346.1	352.7	1.9
Fourth	257.0	259.0	0.8	96.2	93.3	-3.1	353.2	353.2	0.0
ANNUAL TOTAL:	995.0	1,025.9	3.1	392.3	369.9	-5.7	1,387.3	1,395.8	0.6

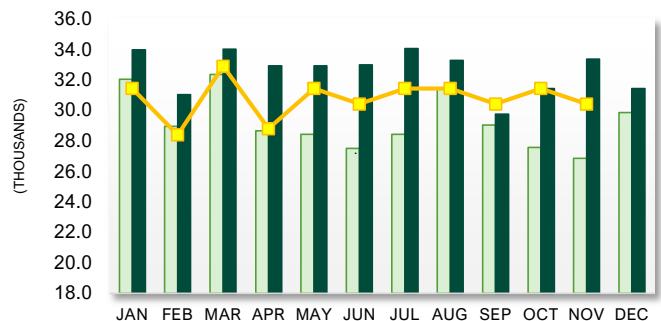
USVI Hotel Room Nights Available
December 2023, 2024 AND 2025 YTD



St. Thomas Hotel Room Nights Available
December 2023, 2024 AND 2025 YTD



St. Croix Hotel Room Nights Available
December 2023, 2024 AND 2025 YTD



Note: Occupancy Rate equals the reported number of room nights occupied as a percentage of reported room nights available. Percentage point change equals the absolute difference between the current month and the same month one year prior.

All Data is subject to revision. Email: berdata@ber.vi.gov | Website: www.usviber.org | Phone: 340-693-4375