

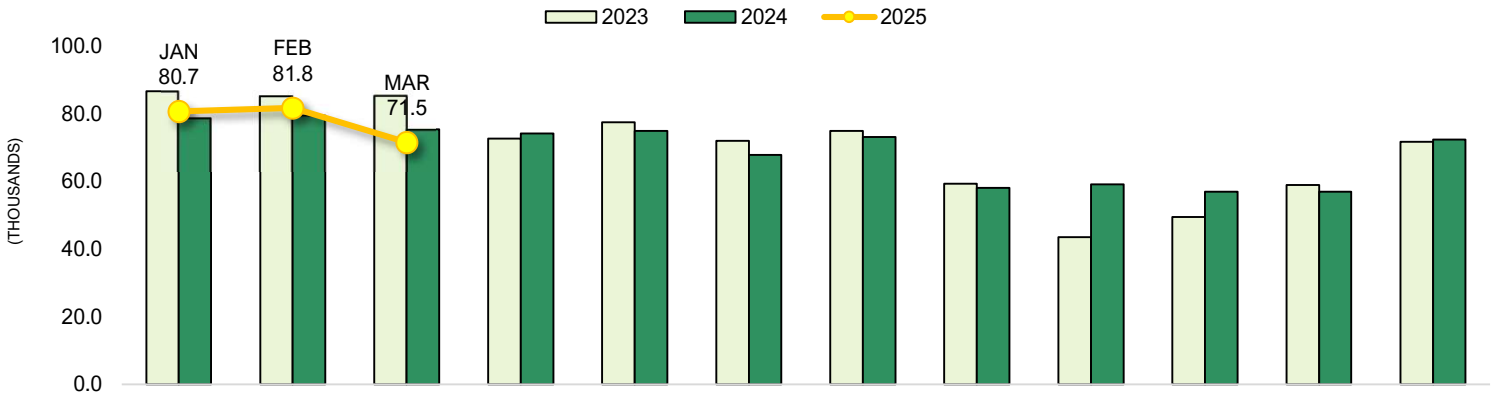
HOTEL ROOM NIGHTS OCCUPIED

JANUARY 2024 to MARCH 2025

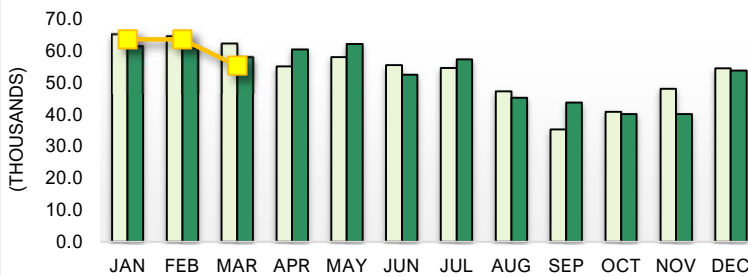
U.S. Virgin Islands, Year To Date, Monthly, Quarterly and Annual Totals

Period	ST. THOMAS/ST. JOHN			ST. CROIX			U.S.V.I., TOTAL		
	2024	2025	% chg.	2024	2025	% chg.	2024	2025	% chg.
YEAR TO DATE:									
MARCH	180.9	182.8	1.0	52.8	51.3	-2.9	233.7	234.0	0.1
January	61.6	63.7	3.4	17.2	17.0	-0.7	78.7	80.7	2.5
February	61.1	63.7	4.3	18.5	18.1	-2.0	79.5	81.8	2.8
March	58.2	55.4	-4.9	17.2	16.1	-6.3	75.4	71.5	-5.2
April	60.5	-	-	13.7	-	-	74.2	-	-
May	62.2	-	-	12.8	-	-	75.0	-	-
June	52.6	-	-	15.2	-	-	67.8	-	-
July	57.4	-	-	15.7	-	-	73.1	-	-
August	45.3	-	-	12.7	-	-	58.0	-	-
September	43.8	-	-	15.4	-	-	59.1	-	-
October	40.2	-	-	16.8	-	-	57.0	-	-
November	40.2	-	-	16.8	-	-	57.0	-	-
December	53.9	-	-	18.5	-	-	72.4	-	-
QUARTER:									
First	180.9	182.8	1.0	52.8	51.3	-2.9	233.7	234.0	0.1
Second	175.3	-	-	41.7	-	-	216.9	-	-
Third	134.5	-	-	41.0	-	-	175.5	-	-
Fourth	137.8	-	-	50.7	-	-	188.5	-	-
ANNUAL TOTAL:	628.5	-	-	186.1	-	-	814.6	-	-

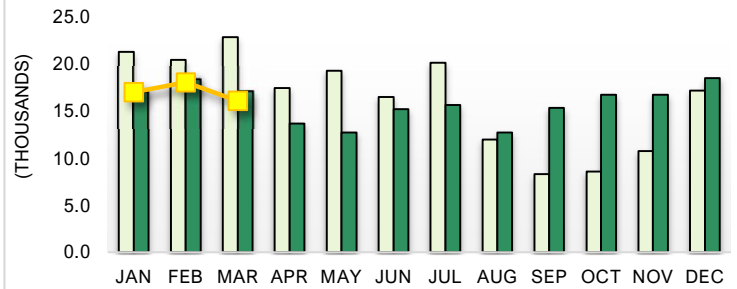
USVI Hotel Room Nights Occupied
March 2023, 2024 AND 2025 YTD



St. Thomas Hotel Room Nights Occupied
March 2023, 2024 AND 2025 YTD



St. Croix Hotel Room Nights Occupied
March 2023, 2024 AND 2025 YTD



Note: Occupancy Rate equals the reported number of room nights occupied as a percentage of available room nights. Percentage point change equals the absolute difference between the current month and the same month one year prior. **All Data is subject to revision. Email: webmaster@usviber.org | Website: www.usviber.org | Phone: 340-776-7953**